

WILKINSON COUNTY TRANSIT




SERVICE CHARACTERISTICS

Service Area:	Wilkinson County
Service Area Size (sqmi):	452
Service Type:	Demand Response
Advance Notice Needed:	1 hour



OPERATING TIME

Days Per Week



Service Hours



For More Information:



(478) 946-7267

www.wilkinsoncounty.net/cmsAdmin/uploads/transit-brochure-english.pdf

* All data is from 2017 unless otherwise noted



Service Area Population

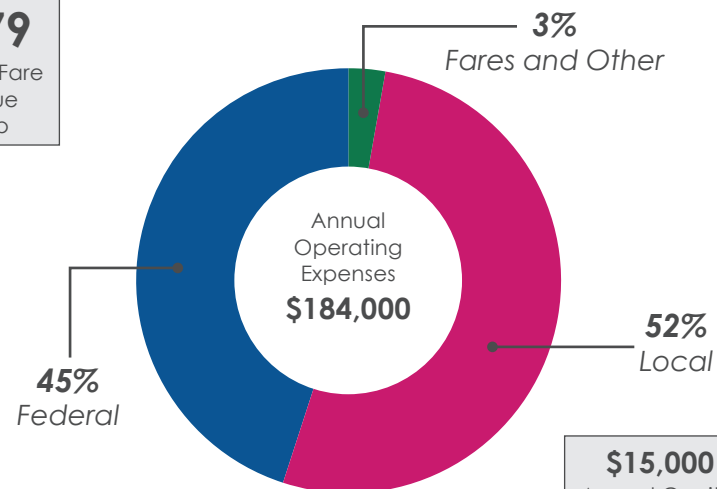
	Service Area	Statewide
Population:	9,147	10,201,653
Population Density (per sqmi):	20.24	171.7
Median Household Income:	\$38,711	\$52,977
Median Age:	42.5	36.4
Minority:	41.2%	40.6%
Low Income:	23.3%	16.9%
Zero Car Households:	8.2%	6.7%
Household Smartphone Access:	43.4%	72.6%



Funding

\$0.79

Average Fare Revenue Per Trip



\$15,000

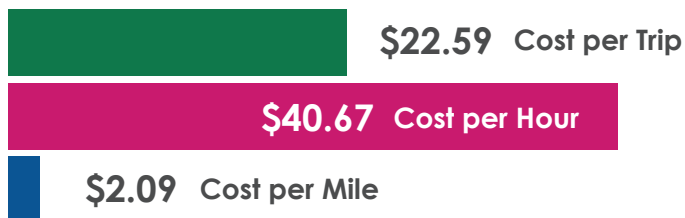
Annual Capital Expenses

* Operating and capital expense totals reflect a three-year average from NTD data (2015-2017) and may include funding from FTA, USDOT, and other federal sources.



OPERATIONS / RIDERSHIP

Annual Trips: **8,057**



Annual Figures:

Revenue Vehicle Miles:	87,242
Peak Vehicle Count:	4
Trips Per Capita:	0.88
Revenue Hours	4,476
Hours Per Capita:	0.49
Standard Fare:	\$2.00
Fare Type:	Flat Fare

* All data is from 2017 unless otherwise noted