

# WARE COUNTY TRANSIT



## SERVICE CHARACTERISTICS

Service Area:	<b>Ware County</b>
Service Area Size (sqmi):	<b>908</b>
Service Type:	<b>Demand Response</b>
Advance Notice Needed:	<b>1 business day</b>

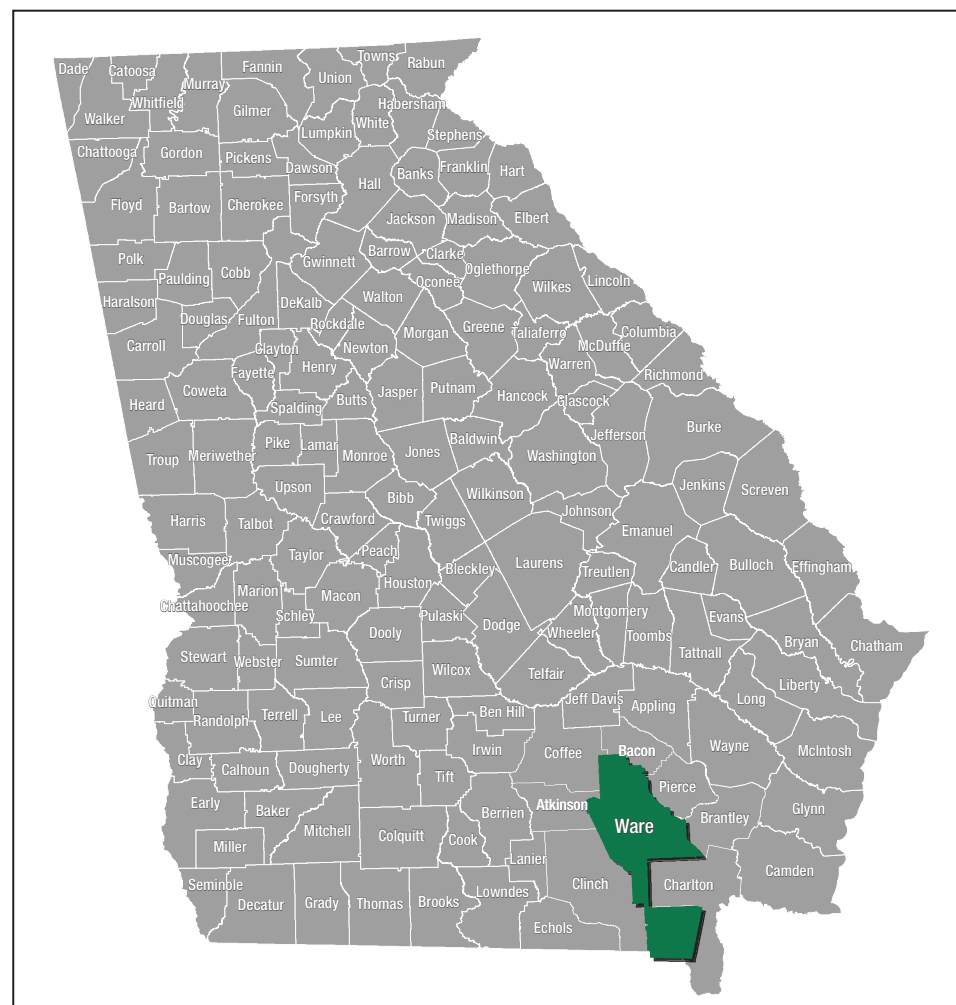


## OPERATING TIME

### Days Per Week

<b>MON</b>	<b>TUE</b>	<b>WED</b>	<b>THU</b>	<b>FRI</b>	<b>SAT</b>	<b>SUN</b>
------------	------------	------------	------------	------------	------------	------------

### Service Hours



For More Information:



(912) 283-7800



[www.warecounty.com/warecountytransit.aspx](http://www.warecounty.com/warecountytransit.aspx)

\* All data is from 2017 unless otherwise noted



## Service Area Population

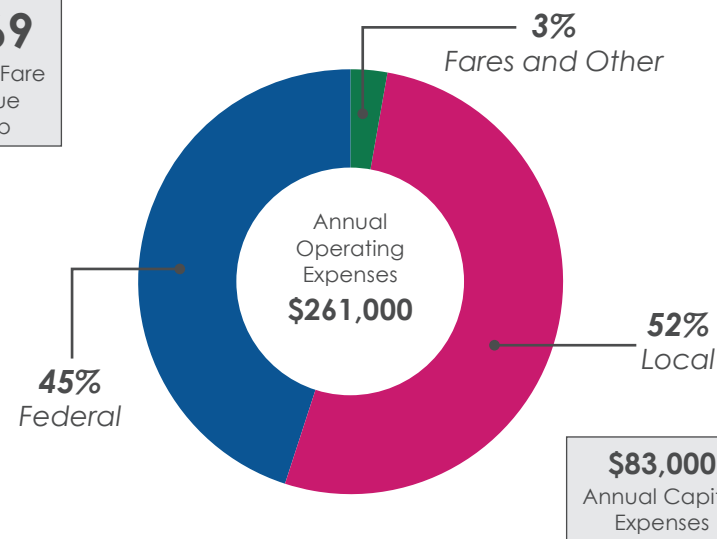
	Service Area	Statewide
Population:	<b>35,688</b>	10,201,653
Population Density (per sqmi):	<b>39.30</b>	171.7
Median Household Income:	<b>\$36,962</b>	\$52,977
Median Age:	<b>38.9</b>	36.4
Minority:	<b>34.7%</b>	40.6%
Low Income:	<b>24.8%</b>	16.9%
Zero Car Households:	<b>9.1%</b>	6.7%
Household Smartphone Access:	<b>62.2%</b>	72.6%



## Funding

**\$0.69**

Average Fare  
Revenue  
Per Trip

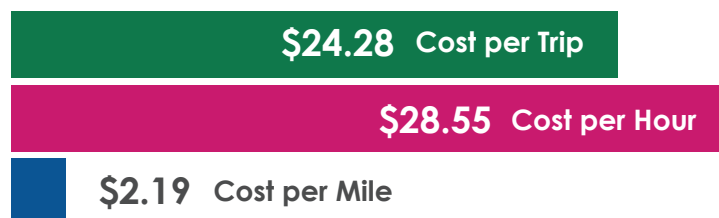


\* Operating and capital expense totals reflect a three-year average from NTD data (2015-2017) and may include funding from FTA, USDOT, and other federal sources.



## OPERATIONS / RIDERSHIP

Annual Trips: **9,714**



### Annual Figures:

Revenue Vehicle Miles:	<b>107,941</b>
Peak Vehicle Count:	<b>7</b>
Trips Per Capita:	<b>0.27</b>
Revenue Hours	<b>8,262</b>
Hours Per Capita:	<b>0.23</b>
Standard Fare:	<b>\$3.00</b>
Fare Type:	<b>Distance Based</b>

\* All data is from 2017 unless otherwise noted