

# THOMAS COUNTY AREA TRANSIT




## SERVICE CHARACTERISTICS

Service Area:	<b>Thomas County</b>
Service Area Size (sqmi):	<b>552</b>
Service Type:	<b>Demand Response</b>
Advance Notice Needed:	<b>1 business day</b>

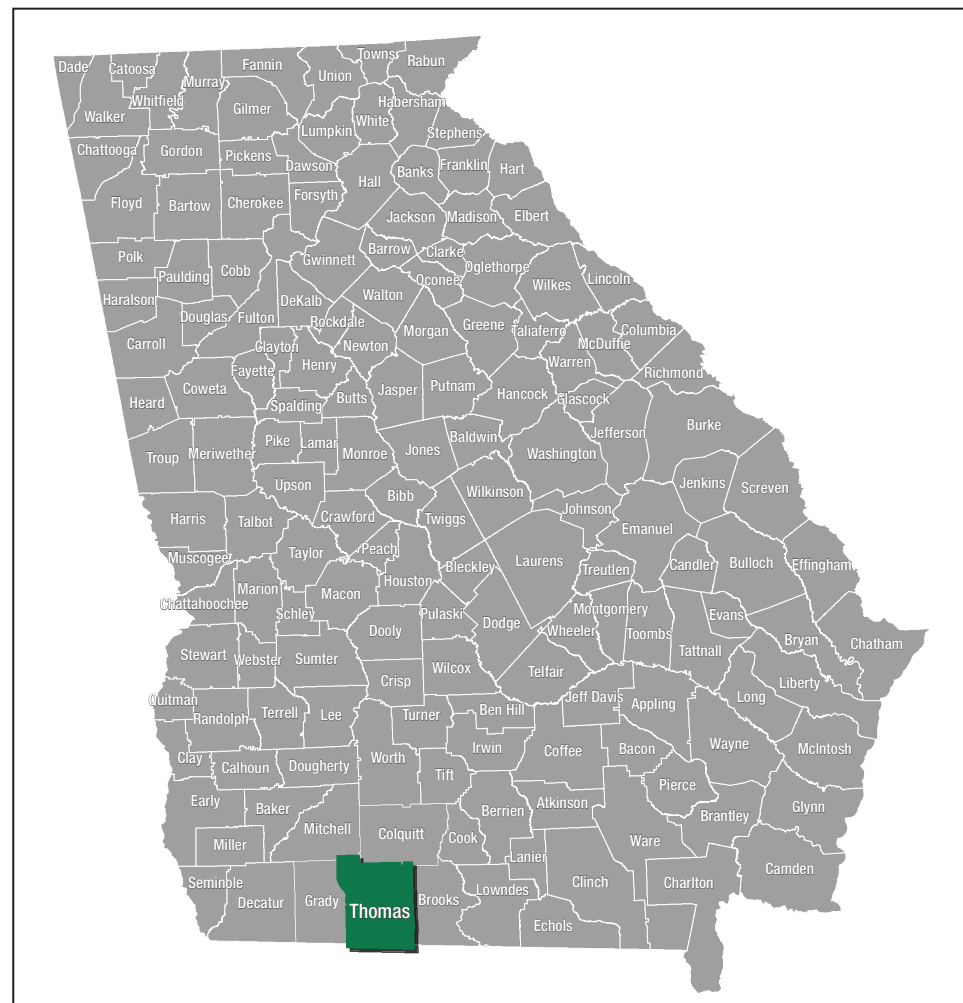


## OPERATING TIME

### Days Per Week



### Service Hours



For More Information:



(229) 228-7372

[www.thomascountycoc.org/transit-service](http://www.thomascountycoc.org/transit-service)

\* All data is from 2017 unless otherwise noted



## Service Area Population

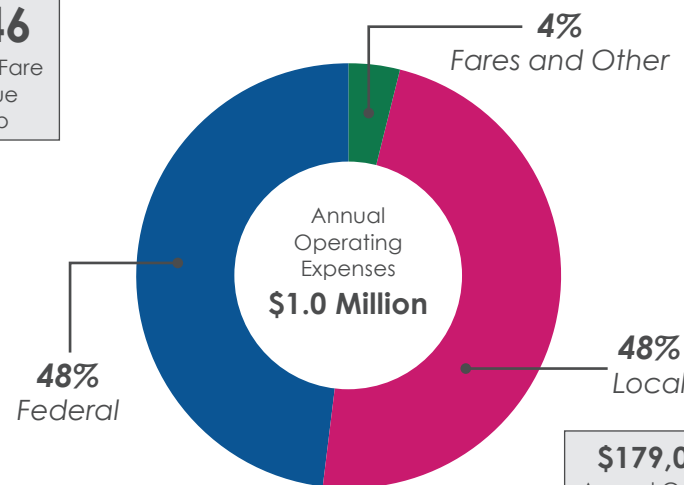
	Service Area	Statewide
Population:	<b>44,909</b>	10,201,653
Population Density (per sqmi):	<b>81.36</b>	171.7
Median Household Income:	<b>\$41,336</b>	\$52,977
Median Age:	<b>39.6</b>	36.4
Minority:	<b>40.0%</b>	40.6%
Low Income:	<b>19.5%</b>	16.9%
Zero Car Households:	<b>7.1%</b>	6.7%
Household Smartphone Access:	<b>65.9%</b>	72.6%



## Funding

**\$0.46**

Average Fare Revenue Per Trip



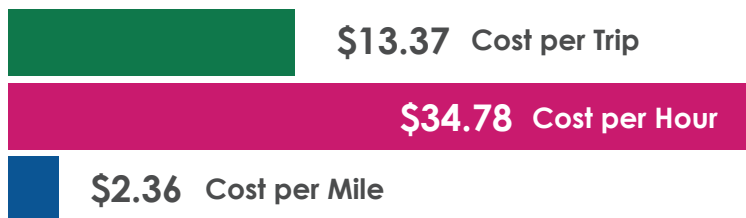
**\$179,000**  
Annual Capital Expenses

\* Operating and capital expense totals reflect a three-year average from NTD data (2015-2017) and may include funding from FTA, USDOT, and other federal sources.



## OPERATIONS / RIDERSHIP

Annual Trips: **83,768**



### Annual Figures:

Revenue Vehicle Miles:	<b>475,007</b>
Peak Vehicle Count:	<b>18</b>
Trips Per Capita:	<b>1.87</b>
Revenue Hours:	<b>32,208</b>
Hours Per Capita:	<b>0.72</b>
Standard Fare:	<b>\$1.00</b>
Fare Type:	<b>Distance Based</b>

\* All data is from 2017 unless otherwise noted