

MOUNTAIN AREA TRANSPORTATION SYSTEM (MATS)



SERVICE CHARACTERISTICS

Service Area:

**Fannin, Gilmer,
Gordon, and
Pickens Counties**

Service Area Size (sqmi):

1,414

Service Type:


Demand Response

Advance Notice Needed: **1 business day**

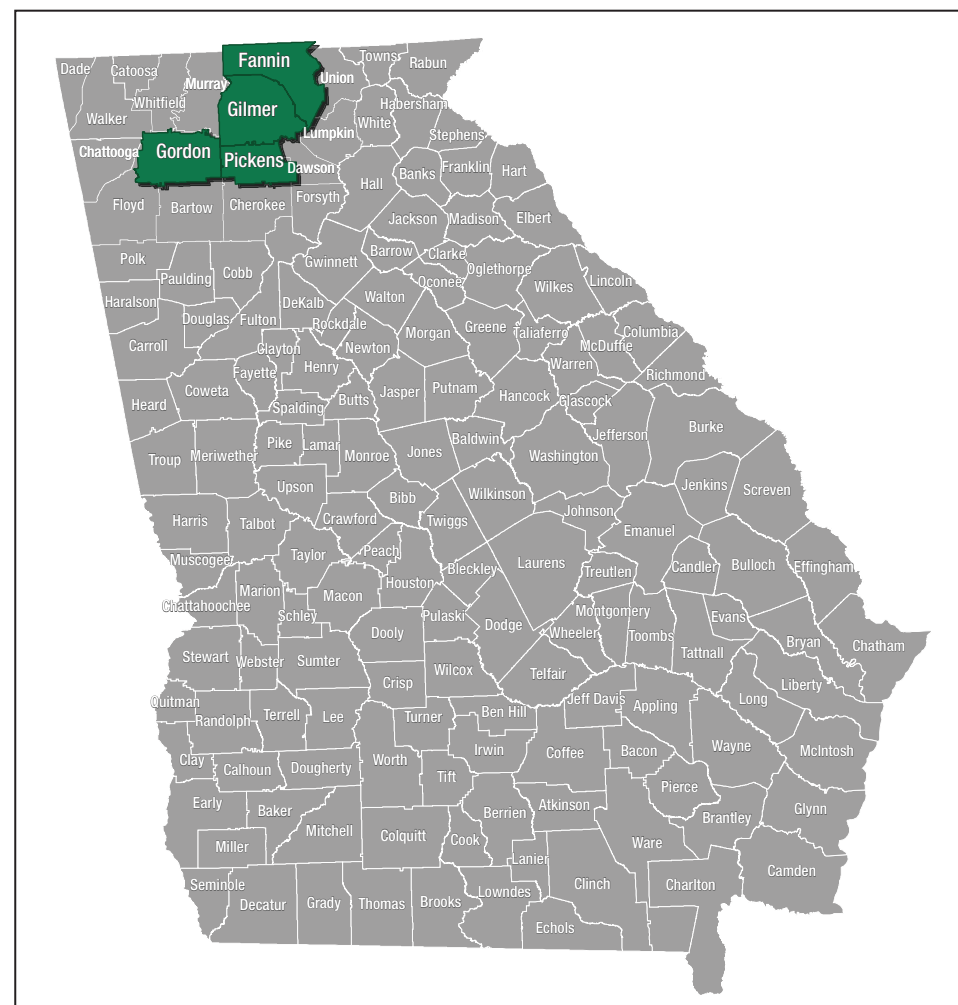


OPERATING TIME

Days Per Week



Service Hours



For More Information:



Fannin (706) 632-7203; Gilmer (706) 276-6287;
Gordon (706) 602-0852; Pickens (706) 692-3252



www.ngcainc.com/m-a-t-s-transportation/

* All data is from 2017 unless otherwise noted

** Hours are approximate. Exact hours vary by county.



Service Area Population

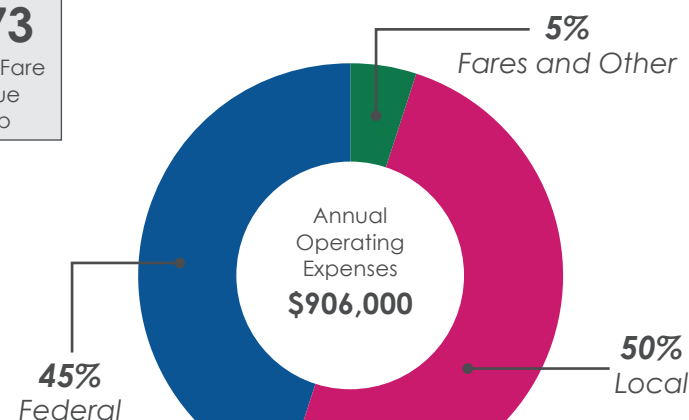
	Service Area	Statewide
Population:	140,861	10,201,653
Population Density (per sqmi):	99.62	171.7
Median Household Income:	\$47,910	\$52,977
Median Age:	43.0	36.4
Minority:	7.2%	40.6%
Low Income:	16.3%	16.9%
Zero Car Households:	4.8%	6.7%
Household Smartphone Access:	63.6%	72.6%



Funding

\$0.73

Average Fare
Revenue
Per Trip



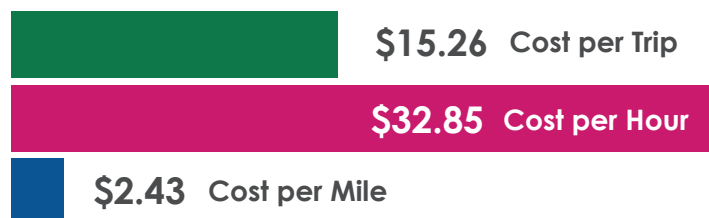
\$150,000
Annual Capital
Expenses

* Operating and capital expense totals reflect a three-year average from NTD data (2015-2017) and may include funding from FTA, USDOT, and other federal sources.



OPERATIONS / RIDERSHIP

Annual Trips: **61,907**



Annual Figures:

Revenue Vehicle Miles:	389,184
Peak Vehicle Count:	23
Trips Per Capita:	0.44
Revenue Hours	28,763
Hours Per Capita:	0.20
Standard Fare:	\$2.00
Fare Type:	Distance Based

* All data is from 2017 unless otherwise noted