

MORGAN COUNTY TRANSIT SYSTEM




SERVICE CHARACTERISTICS

Service Area:	Morgan County
Service Area Size (sqmi):	355
Service Type:	Demand Response
Advance Notice Needed:	1 business day



OPERATING TIME

Days Per Week



Service Hours



For More Information:



(706) 342-4052

www.morganga.org/158/Public-Transportation

* All data is from 2017 unless otherwise noted



Service Area Population

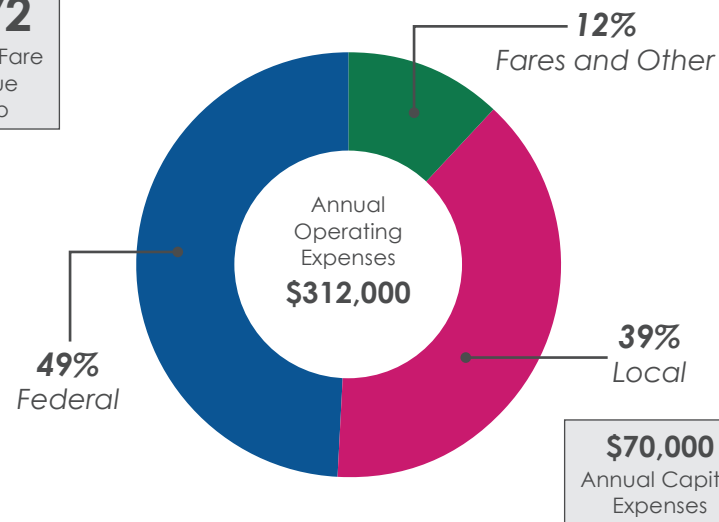
	Service Area	Statewide
Population:	18,013	10,201,653
Population Density (per sqmi):	50.74	171.7
Median Household Income:	\$59,572	\$52,977
Median Age:	44.2	36.4
Minority:	25.9%	40.6%
Low Income:	13.4%	16.9%
Zero Car Households:	3.5%	6.7%
Household Smartphone Access:	72.0%	72.6%



Funding

\$0.72

Average Fare Revenue Per Trip

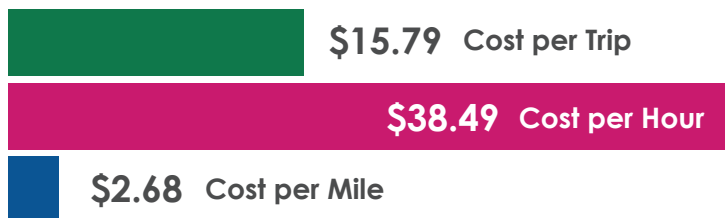


* Operating and capital expense totals reflect a three-year average from NTD data (2015-2017) and may include funding from FTA, USDOT, and other federal sources.



OPERATIONS / RIDERSHIP

Annual Trips: **21,488**



Annual Figures:

Revenue Vehicle Miles:	126,781
Peak Vehicle Count:	5
Trips Per Capita:	1.19
Revenue Hours:	8,813
Hours Per Capita:	0.49
Standard Fare:	\$1.25
Fare Type:	Stop Based

* All data is from 2017 unless otherwise noted