

# THE MCDUFFIE COUNTY RURAL TRANSPORTATION SYSTEM




## SERVICE CHARACTERISTICS

Service Area:	<b>McDuffie County</b>
Service Area Size (sqmi):	<b>266</b>
Service Type:	<b>Demand Response</b>
Advance Notice Needed:	<b>1 business day</b>

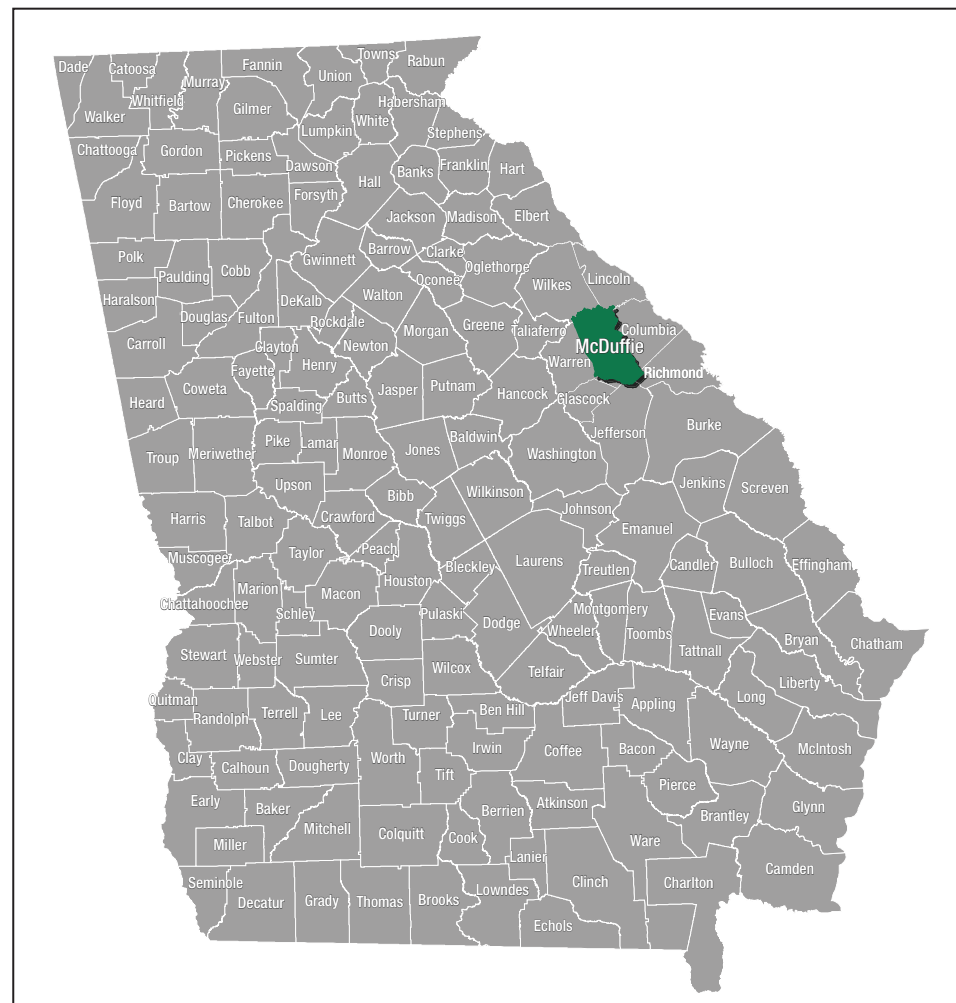


## OPERATING TIME

### Days Per Week



### Service Hours



For More Information:



(706) 595-6683

[www.thomson-mcduffie.com/citycounty/departments/mcduffie-county-departments/recreation-leisure-services/rural-transportation](http://www.thomson-mcduffie.com/citycounty/departments/mcduffie-county-departments/recreation-leisure-services/rural-transportation)

\* All data is from 2017 unless otherwise noted



## Service Area Population

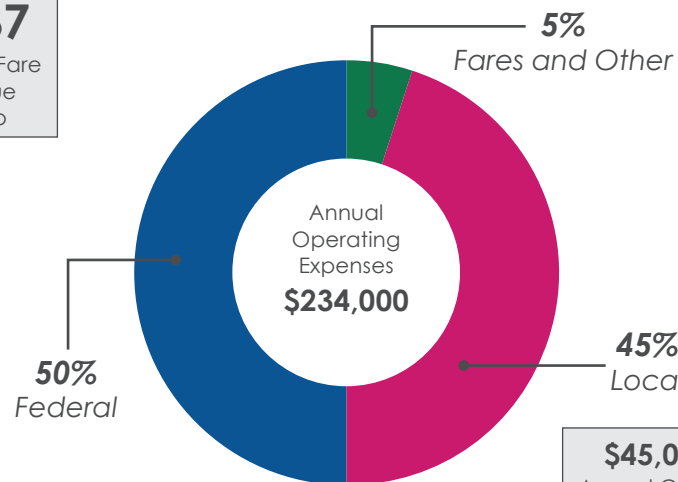
	Service Area	Statewide
Population:	<b>21,488</b>	10,201,653
Population Density (per sqmi):	<b>80.78</b>	171.7
Median Household Income:	<b>\$40,469</b>	\$52,977
Median Age:	<b>37.8</b>	36.4
Minority:	<b>45.2%</b>	40.6%
Low Income:	<b>26.0%</b>	16.9%
Zero Car Households:	<b>8.4%</b>	6.7%
Household Smartphone Access:	<b>57.4%</b>	72.6%



## Funding

**\$0.37**

Average Fare Revenue Per Trip



**\$45,000**

Annual Capital Expenses

\* Operating and capital expense totals reflect a three-year average from NTD data (2015-2017) and may include funding from FTA, USDOT, and other federal sources.



## OPERATIONS / RIDERSHIP

Annual Trips: **34,578**



**\$7.14** Cost per Trip



**\$30.14** Cost per Hour



**\$1.98** Cost per Mile



### Annual Figures:

Revenue Vehicle Miles: **124,742**

Peak Vehicle Count: **5**

Trips Per Capita: **1.61**

Revenue Hours: **8,187**

Hours Per Capita: **0.38**

Standard Fare: **\$5.75**

Fare Type: **Destination Based**

\* All data is from 2017 unless otherwise noted