

MACON-BIBB COUNTY TRANSIT AUTHORITY (MTA)



SERVICE CHARACTERISTICS

Service Area:	Bibb County
Service Area Size (sqmi):	70
Service Type:	10 Fixed Routes and Paratransit

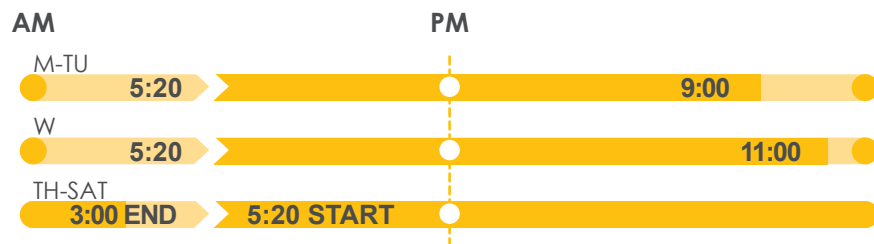


OPERATING TIME

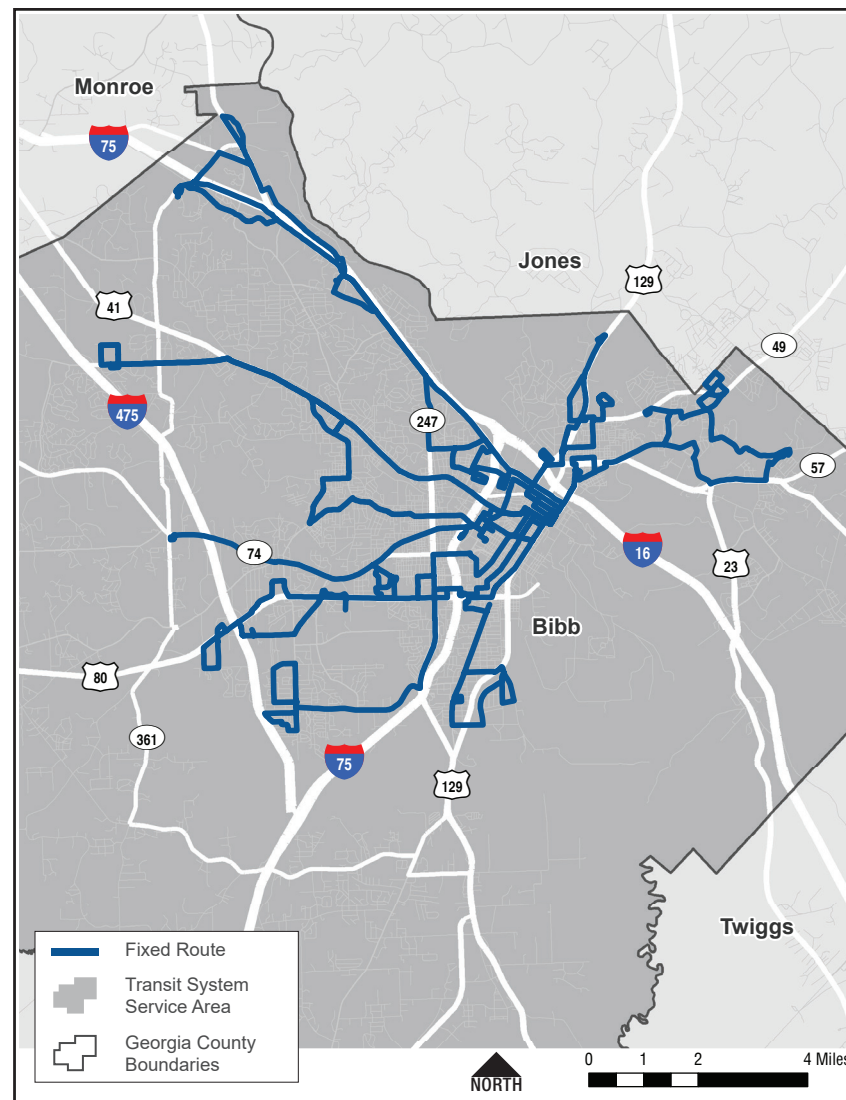
Days Per Week



Service Hours



* All data is from 2017 unless otherwise noted



For More Information:

(478) 803-2500

www.mta-mac.com/

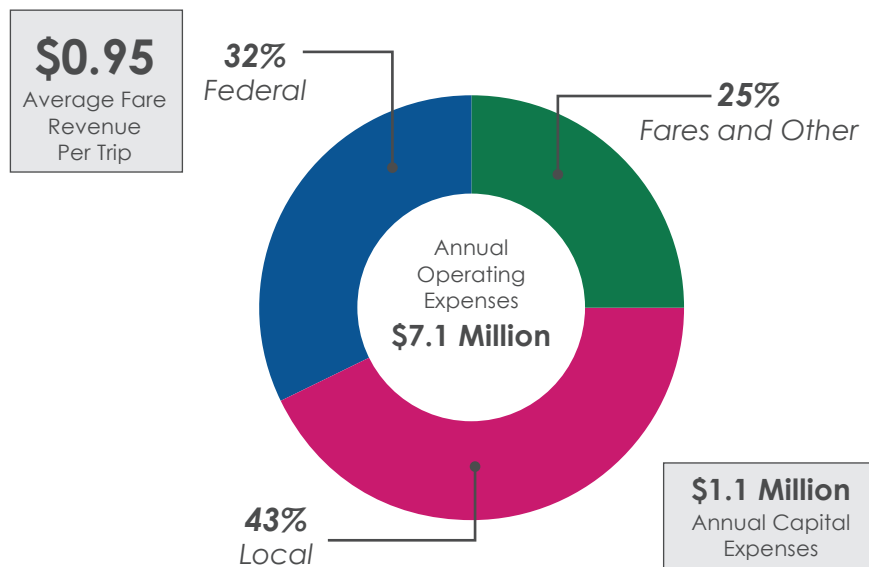


Service Area Population

	Service Area	Statewide
Population:	153,691	10,201,653
Population Density (per sqmi):	2,195.59	171.7
Median Household Income:	\$38,183	\$52,977
Median Age:	36.0	36.4
Minority:	58.5%	40.6%
Low Income:	26.7%	16.9%
Zero Car Households:	12.4%	6.7%
Household Smartphone Access:	65.8%	72.6%



Funding

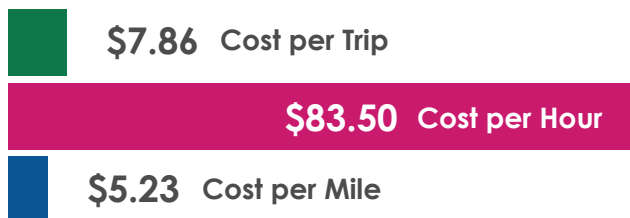


* Operating and capital expense totals reflect a three-year average from NTD data (2015-2017) and may include funding from FTA, USDOT, and other federal sources.



OPERATIONS / RIDERSHIP

Annual Trips: **847,984**



Annual Figures:

Revenue Vehicle Miles:	1,273,781
Peak Vehicle Count:	25
Trips Per Capita:	5.52
Revenue Hours	79,835
Hours Per Capita:	0.52
Standard Fare:	\$1.25

* All data is from 2017 unless otherwise noted