

MACON COUNTY TRANSIT



SERVICE CHARACTERISTICS

Service Area:	Macon County
Service Area Size (sqmi):	406
Service Type:	Demand Response
Advance Notice Needed:	1 business day

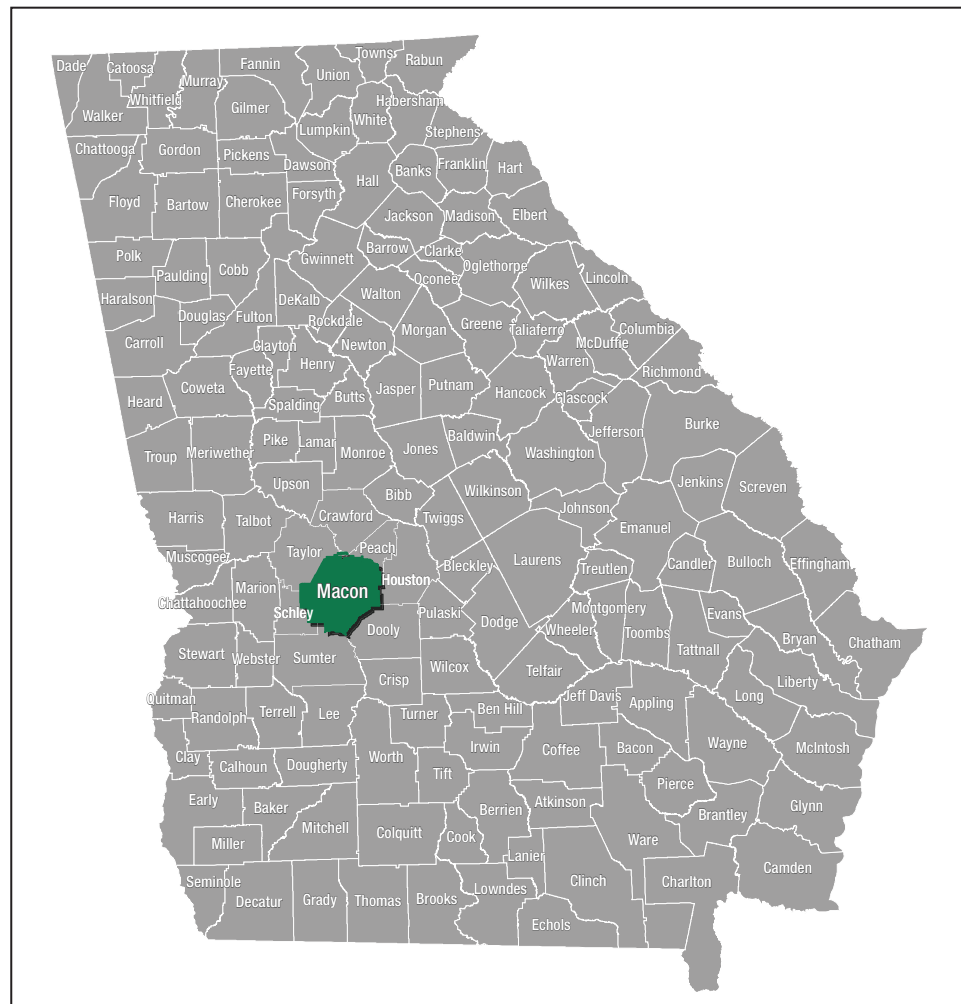


OPERATING TIME


Days Per Week



Service Hours



For More Information:

 (478) 472-9613

 www.maconcountyga.gov/transit.cfm

* All data is from 2017 unless otherwise noted



Service Area Population

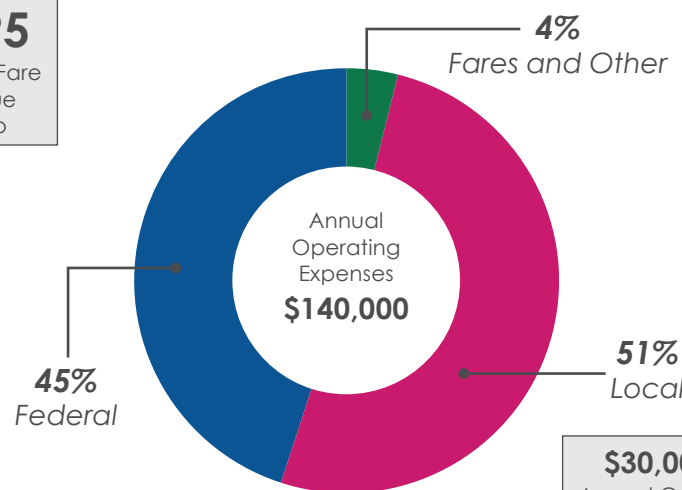
	Service Area	Statewide
Population:	13,675	10,201,653
Population Density (per sqmi):	33.68	171.7
Median Household Income:	\$30,851	\$52,977
Median Age:	40.6	36.4
Minority:	65.1%	40.6%
Low Income:	28.6%	16.9%
Zero Car Households:	16.0%	6.7%
Household Smartphone Access:	52.8%	72.6%



Funding

\$0.95

Average Fare Revenue Per Trip



\$30,000

Annual Capital Expenses

* Operating and capital expense totals reflect a three-year average from NTD data (2015-2017) and may include funding from FTA, USDOT, and other federal sources.



OPERATIONS / RIDERSHIP

Annual Trips: **6,514**

\$28.53 Cost per Trip

\$36.42 Cost per Hour

\$1.51 Cost per Mile



Annual Figures:

Revenue Vehicle Miles:	122,940
Peak Vehicle Count:	2
Trips Per Capita:	0.48
Revenue Hours:	5,104
Hours Per Capita:	0.37
Standard Fare:	\$2.35
Fare Type:	Destination Based

* All data is from 2017 unless otherwise noted