

HANCOCK COUNTY TRANSIT SYSTEM




SERVICE CHARACTERISTICS

Service Area:	Hancock County
Service Area Size (sqmi):	479
Service Type:	Demand Response
Advance Notice Needed:	1 business day



OPERATING TIME

Days Per Week



Service Hours



For More Information:



(706) 444-7767



www.hancockcountytga.gov/wp-content/uploads/2018/03/Hancock-Flyer_transit.pdf

* All data is from 2017 unless otherwise noted



Service Area Population

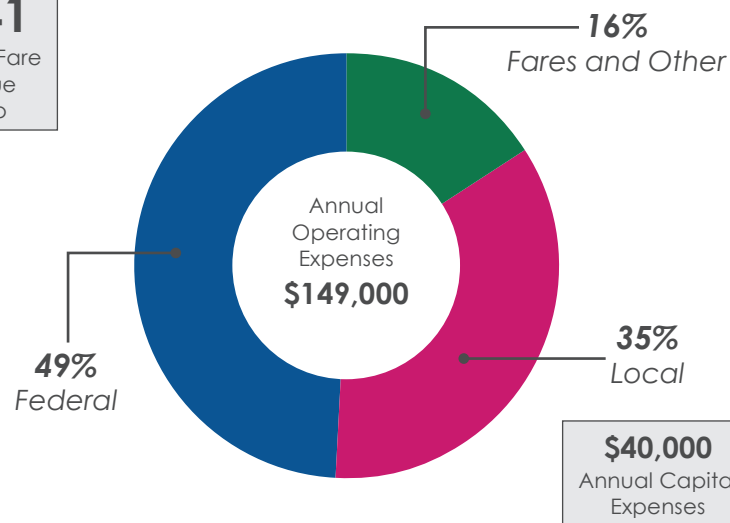
	Service Area	Statewide
Population:	8,667	10,201,653
Population Density (per sqmi):	18.09	171.7
Median Household Income:	\$29,268	\$52,977
Median Age:	44.3	36.4
Minority:	75.5%	40.6%
Low Income:	30.0%	16.9%
Zero Car Households:	10.8%	6.7%
Household Smartphone Access:	44.1%	72.6%



Funding

\$1.41

Average Fare Revenue Per Trip

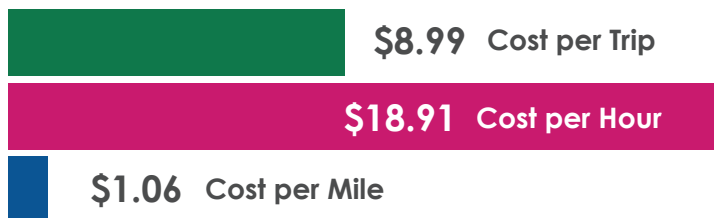


* Operating and capital expense totals reflect a three-year average from NTD data (2015-2017) and may include funding from FTA, USDOT, and other federal sources.



OPERATIONS / RIDERSHIP

Annual Trips: **17,124**



Annual Figures:

Revenue Vehicle Miles:	144,859
Peak Vehicle Count:	3
Trips Per Capita:	1.98
Revenue Hours:	8,137
Hours Per Capita:	0.94
Standard Fare:	\$5.00
Fare Type:	Destination Based

* All data is from 2017 unless otherwise noted