

GREENE COUNTY PUBLIC TRANSIT




SERVICE CHARACTERISTICS

Service Area:	Greene County
Service Area Size (sqmi):	406
Service Type:	Demand Response
Advance Notice Needed:	1 business day



OPERATING TIME

Days Per Week



Service Hours



For More Information:



(706) 453-2321

www.greencountyga.gov/index.php?submenu=PublicTransit&src=gendocs&ref=PublicTransit&category=Transportation

* All data is from 2017 unless otherwise noted



Service Area Population

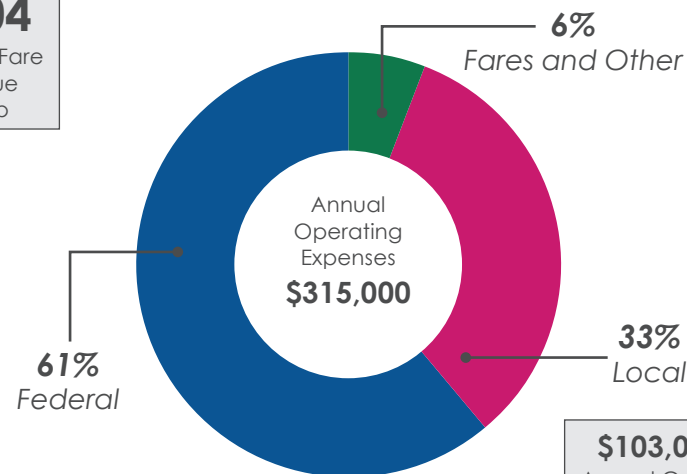
	Service Area	Statewide
Population:	16,732	10,201,653
Population Density (per sqmi):	41.21	171.7
Median Household Income:	\$45,069	\$52,977
Median Age:	48.9	36.4
Minority:	41.0%	40.6%
Low Income:	21.9%	16.9%
Zero Car Households:	8.5%	6.7%
Household Smartphone Access:	60.5%	72.6%



Funding

\$1.04

Average Fare Revenue Per Trip



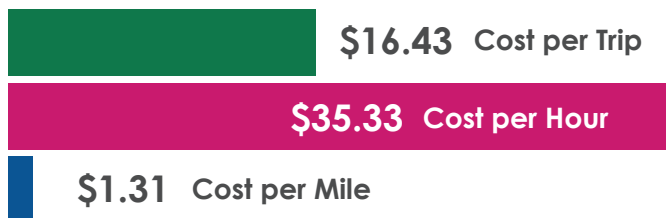
\$103,000
Annual Capital Expenses

* Operating and capital expense totals reflect a three-year average from NTD data (2015-2017) and may include funding from FTA, USDOT, and other federal sources.



OPERATIONS / RIDERSHIP

Annual Trips: **20,238**



Annual Figures:

Revenue Vehicle Miles:	253,327
Peak Vehicle Count:	6
Trips Per Capita:	1.21
Revenue Hours:	9,413
Hours Per Capita:	0.56
Standard Fare:	\$3.00
Fare Type:	Destination Based

* All data is from 2017 unless otherwise noted