

# FORSYTH COUNTY DIAL-A-RIDE



## SERVICE CHARACTERISTICS

Service Area:	<b>Forsyth County</b>
Service Area Size (sqmi):	<b>247</b>
Service Type:	<b>Demand Response</b>
Advance Notice Needed:	<b>1 business day</b>



## OPERATING TIME

### Days Per Week

<b>MON</b>	<b>TUE</b>	<b>WED</b>	<b>THU</b>	<b>FRI</b>	<b>SAT</b>	<b>SUN</b>
------------	------------	------------	------------	------------	------------	------------

### Service Hours



For More Information:



(770) 781-2195

[www.forsythco.com/Departments-Offices/Fleet-Services/Dial-A-Ride](http://www.forsythco.com/Departments-Offices/Fleet-Services/Dial-A-Ride)

\* All data is from 2017 unless otherwise noted



## Service Area Population

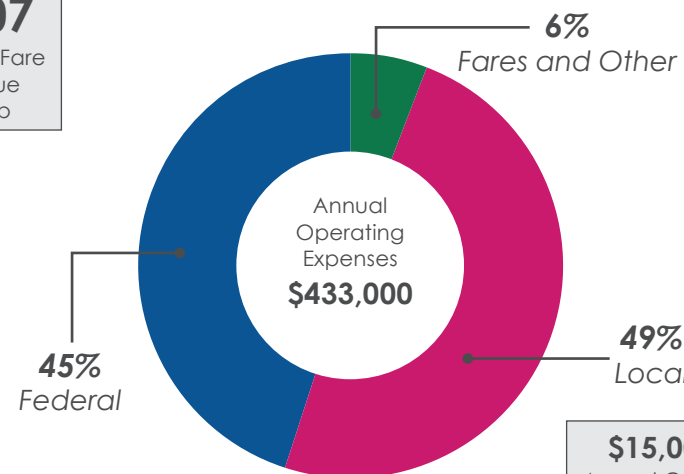
	Service Area	Statewide
Population:	<b>211,300</b>	10,201,653
Population Density (per sqmi):	<b>855.47</b>	171.7
Median Household Income:	<b>\$96,445</b>	\$52,977
Median Age:	<b>38.2</b>	36.4
Minority:	<b>17.0%</b>	40.6%
Low Income:	<b>6.5%</b>	16.9%
Zero Car Households:	<b>2.0%</b>	6.7%
Household Smartphone Access:	<b>84.6%</b>	72.6%



## Funding

**\$1.07**

Average Fare  
Revenue  
Per Trip



**\$15,000**

Annual Capital  
Expenses

\* Operating and capital expense totals reflect a three-year average from NTD data (2015-2017) and may include funding from FTA, USDOT, and other federal sources.



## OPERATIONS / RIDERSHIP

Annual Trips: **19,615**

**\$19.34** Cost per Trip

**\$31.55** Cost per Hour

**\$1.79** Cost per Mile



### Annual Figures:

Revenue Vehicle Miles: **211,388**

Peak Vehicle Count: **7**

Trips Per Capita: **0.09**

Revenue Hours **12,020**

Hours Per Capita: **0.06**

Standard Fare: **\$2.00**

Fare Type: **Flat Fare**

\* All data is from 2017 unless otherwise noted

# SRTA XPRESS



## SERVICE CHARACTERISTICS

Service Area:

Cherokee, Clayton,  
Cobb, DeKalb,  
Douglas, Forsyth,  
Fulton, Gwinnett,  
Henry, Paulding,  
Rockdale Counties

Service Area Size (sqmi): **498**

Service Type:

**26 Express Routes,  
Vanpool**



## OPERATING TIME

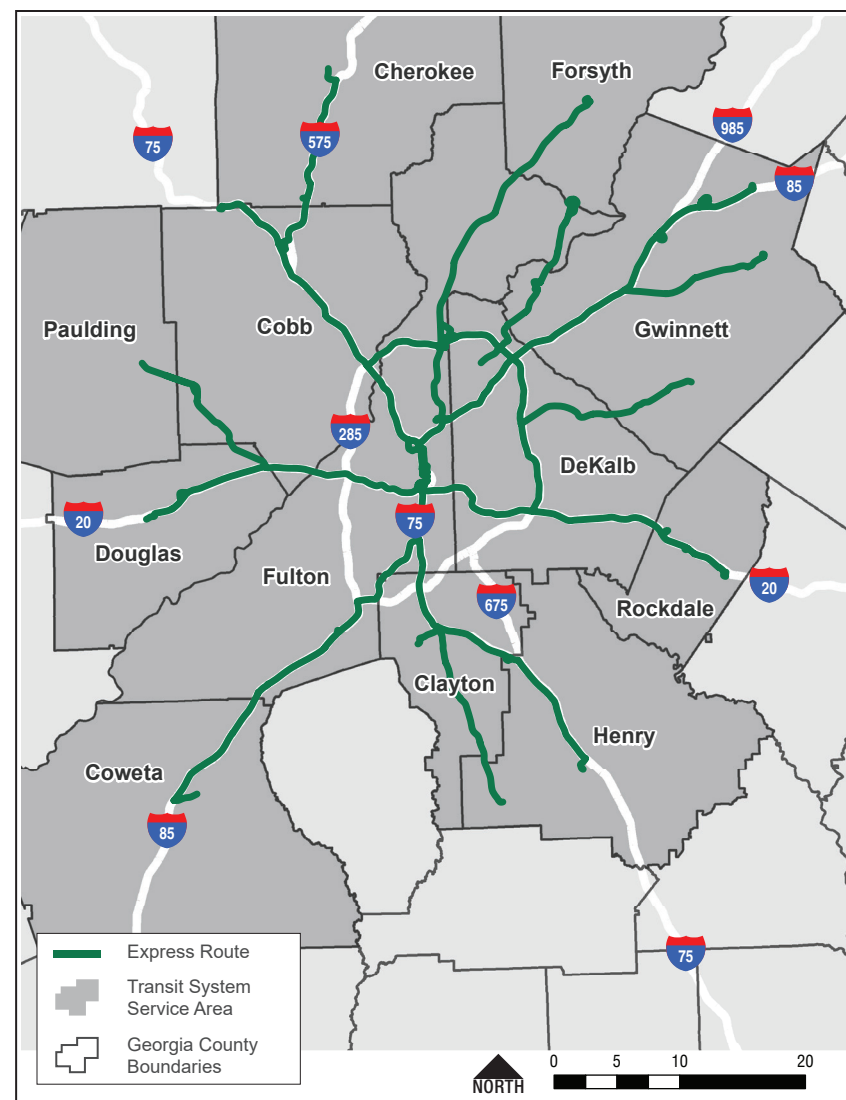
### Days Per Week



### Service Hours



\* All data is from 2017 unless otherwise noted



For More Information:



(844) XPRSSGA



[www.xpressga.com/](http://www.xpressga.com/)

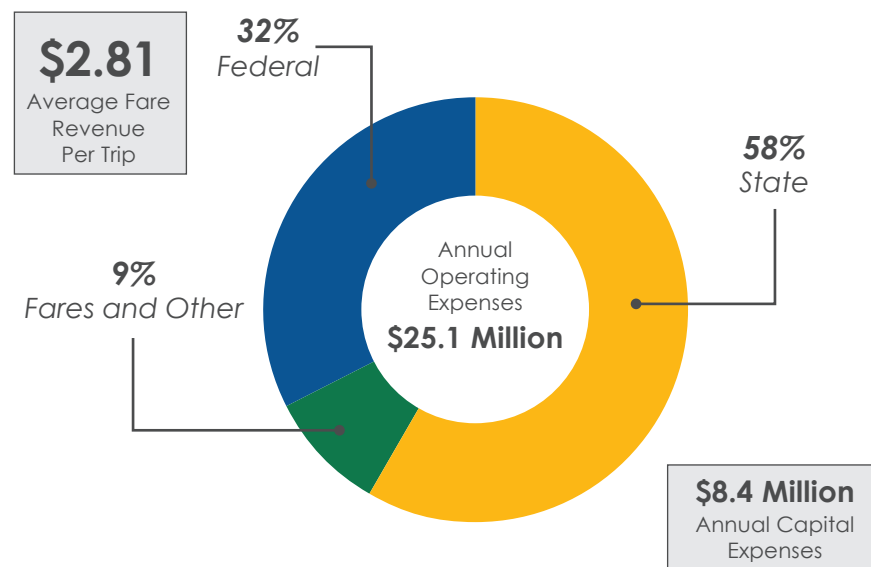


## Service Area Population

	Service Area	Statewide
Population:	<b>1,354,871</b>	10,201,653
Population Density (per sqmi):	<b>2,720.62</b>	171.7
Median Household Income:	<b>\$64,181</b>	\$52,977
Median Age:	<b>35.7</b>	36.4
Minority:	<b>48.9%</b>	40.6%
Low Income:	<b>13.7%</b>	16.9%
Zero Car Households:	<b>6.2%</b>	6.7%
Household Smartphone Access:	<b>80.3%</b>	72.6%



## Funding



\* Operating and capital expense totals reflect a three-year average from NTD data (2015-2017) and may include funding from FTA, USDOT, and other federal sources.



## OPERATIONS / RIDERSHIP

Annual Trips: **1,626,252**



**\$13.74** Cost per Trip



**\$202.49** Cost per Hour



**\$8.94** Cost per Mile



### Annual Figures:

Revenue Vehicle Miles: **2,498,086**

Peak Vehicle Count: **125**

Trips Per Capita: **1.20**

Revenue Hours: **110,328**

Hours Per Capita: **0.08**

Standard Fare: **\$3.00**

\* All data is from 2017 unless otherwise noted