

COWETA COUNTY TRANSIT



SERVICE CHARACTERISTICS

| | |
|---------------------------|------------------------|
| Service Area: | Coweta County |
| Service Area Size (sqmi): | 446 |
| Service Type: | Demand Response |
| Advance Notice Needed: | 1 business day |



OPERATING TIME

Days Per Week

| | | | | | | |
|------------|------------|------------|------------|------------|------------|------------|
| MON | TUE | WED | THU | FRI | SAT | SUN |
|------------|------------|------------|------------|------------|------------|------------|

Service Hours



For More Information:



(770) 683-7433



www.coweta.ga.us/home/showdocument?id=12242

* All data is from 2017 unless otherwise noted

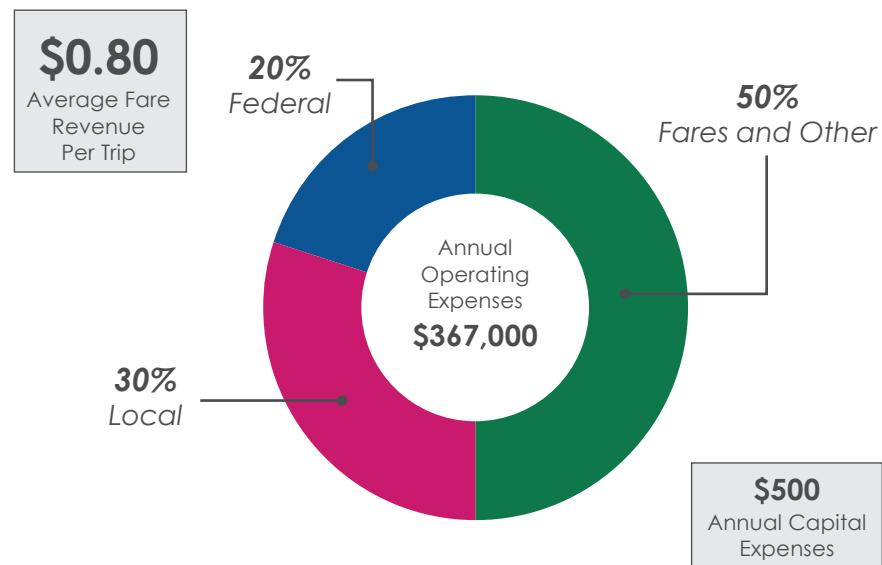


Service Area Population

| | Service Area | Statewide |
|--------------------------------|-----------------|------------|
| Population: | 138,015 | 10,201,653 |
| Population Density (per sqmi): | 309.45 | 171.7 |
| Median Household Income: | \$67,570 | \$52,977 |
| Median Age: | 37.9 | 36.4 |
| Minority: | 23.2% | 40.6% |
| Low Income: | 11.6% | 16.9% |
| Zero Car Households: | 3.8% | 6.7% |
| Household Smartphone Access: | 75.4% | 72.6% |



Funding

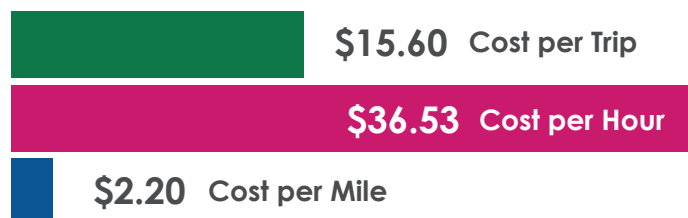


* Operating and capital expense totals reflect a three-year average from NTD data (2015-2017) and may include funding from FTA, USDOT, and other federal sources.



OPERATIONS / RIDERSHIP

Annual Trips: **28,778**



Annual Figures:

| | |
|------------------------|------------------|
| Revenue Vehicle Miles: | 204,388 |
| Peak Vehicle Count: | 5 |
| Trips Per Capita: | 0.21 |
| Revenue Hours | 12,287 |
| Hours Per Capita: | 0.09 |
| Standard Fare: | \$3.00 |
| Fare Type: | Flat Fare |

* All data is from 2017 unless otherwise noted

SRTA XPRESS



SERVICE CHARACTERISTICS

Service Area:

Cherokee, Clayton,
Cobb, DeKalb,
Douglas, Forsyth,
Fulton, Gwinnett,
Henry, Paulding,
Rockdale Counties

Service Area Size (sqmi): **498**

Service Type:

**26 Express Routes,
Vanpool**



OPERATING TIME

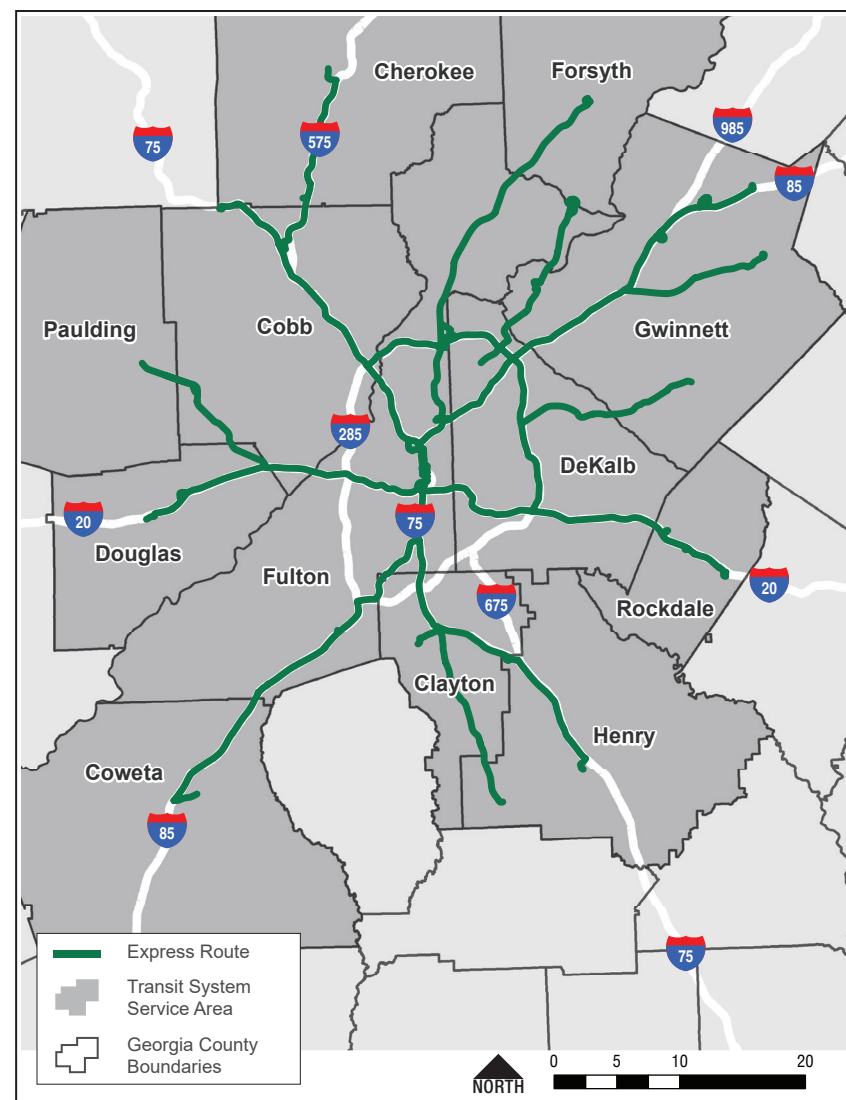
Days Per Week



Service Hours



* All data is from 2017 unless otherwise noted



For More Information:



(844) XPRSSGA



www.xpressga.com/

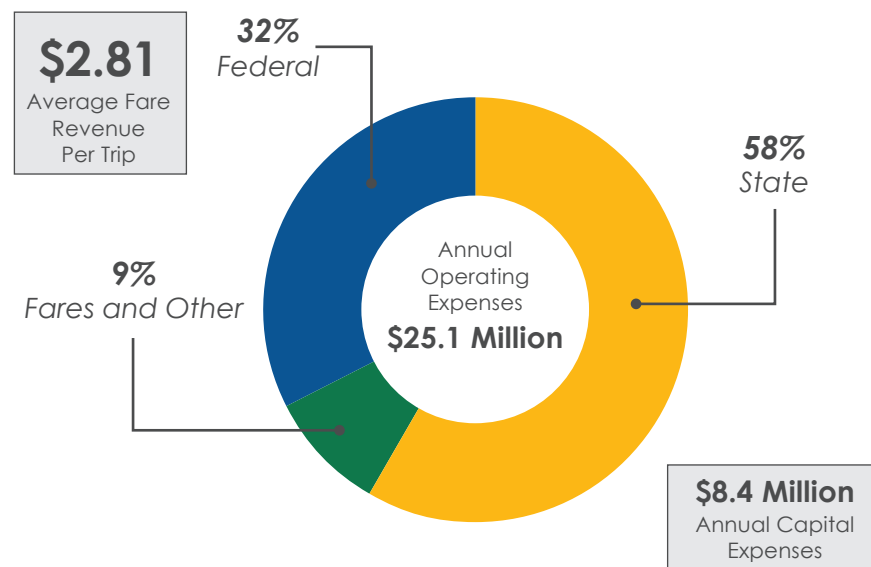


Service Area Population

| | Service Area | Statewide |
|--------------------------------|------------------|------------|
| Population: | 1,354,871 | 10,201,653 |
| Population Density (per sqmi): | 2,720.62 | 171.7 |
| Median Household Income: | \$64,181 | \$52,977 |
| Median Age: | 35.7 | 36.4 |
| Minority: | 48.9% | 40.6% |
| Low Income: | 13.7% | 16.9% |
| Zero Car Households: | 6.2% | 6.7% |
| Household Smartphone Access: | 80.3% | 72.6% |



Funding



* Operating and capital expense totals reflect a three-year average from NTD data (2015-2017) and may include funding from FTA, USDOT, and other federal sources.



OPERATIONS / RIDERSHIP

Annual Trips: **1,626,252**



\$13.74 Cost per Trip



\$202.49 Cost per Hour



\$8.94 Cost per Mile



Annual Figures:

Revenue Vehicle Miles: **2,498,086**

Peak Vehicle Count: **125**

Trips Per Capita: **1.20**

Revenue Hours: **110,328**

Hours Per Capita: **0.08**

Standard Fare: **\$3.00**

* All data is from 2017 unless otherwise noted