

COOK COUNTY TRANSIT SYSTEM (CCTS)




SERVICE CHARACTERISTICS

| | |
|---------------------------|------------------------|
| Service Area: | Cook County |
| Service Area Size (sqmi): | 233 |
| Service Type: | Demand Response |
| Advance Notice Needed: | 1 business day |

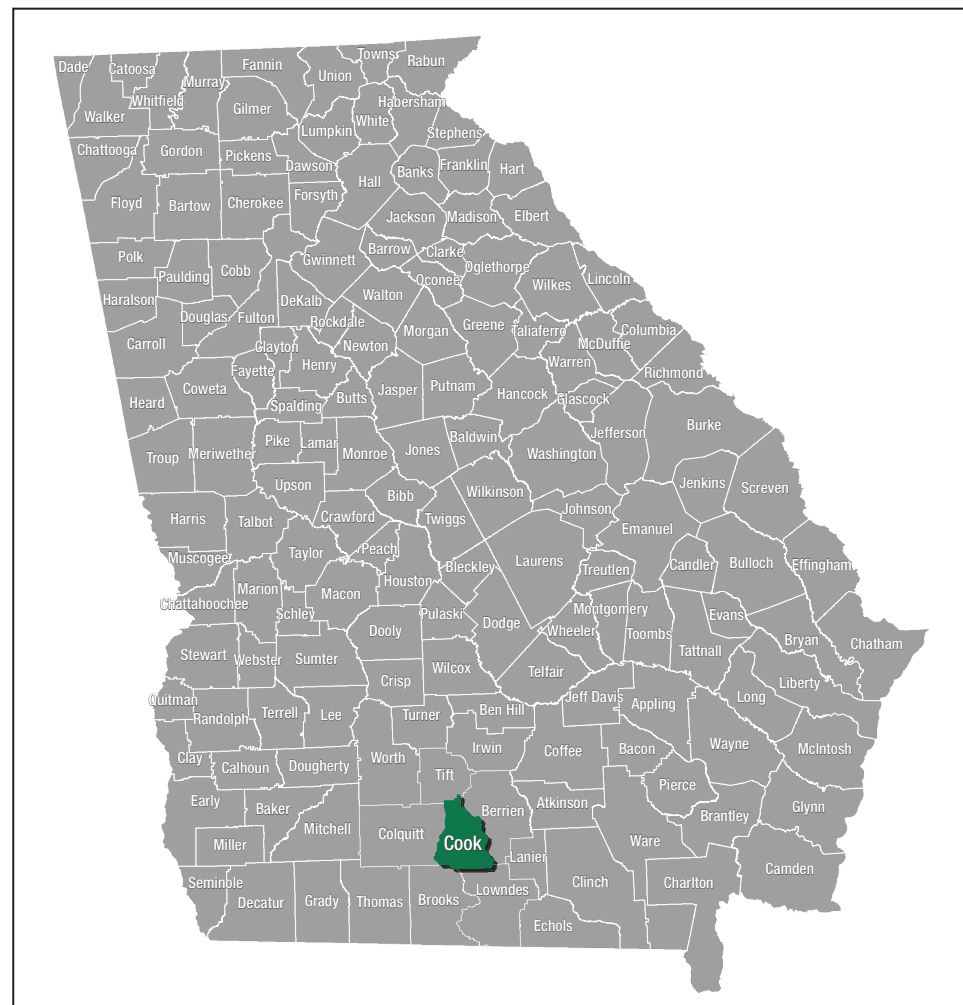


OPERATING TIME

Days Per Week



Service Hours



For More Information:



(229) 896-8726

www.cookcountyga.us/for-your-information/transit/

* All data is from 2017 unless otherwise noted



Service Area Population

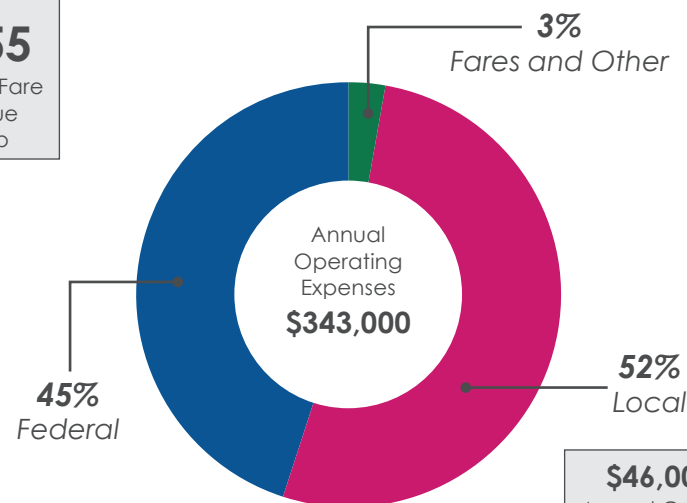
| | Service Area | Statewide |
|--------------------------------|--------------|------------|
| Population: | 17,190 | 10,201,653 |
| Population Density (per sqmi): | 73.78 | 171.7 |
| Median Household Income: | \$35,539 | \$52,977 |
| Median Age: | 37.0 | 36.4 |
| Minority: | 30.7% | 40.6% |
| Low Income: | 24.2% | 16.9% |
| Zero Car Households: | 6.8% | 6.7% |
| Household Smartphone Access: | 57.4% | 72.6% |



Funding

\$0.55

Average Fare Revenue Per Trip



\$46,000

Annual Capital Expenses

* Operating and capital expense totals reflect a three-year average from NTD data (2015-2017) and may include funding from FTA, USDOT, and other federal sources.



OPERATIONS / RIDERSHIP

Annual Trips: **22,743**

\$16.07 Cost per Trip

\$26.93 Cost per Hour

\$1.34 Cost per Mile



Annual Figures:

| | |
|------------------------|----------------|
| Revenue Vehicle Miles: | 273,653 |
| Peak Vehicle Count: | 8 |
| Trips Per Capita: | 1.32 |
| Revenue Hours | 13,575 |
| Hours Per Capita: | 0.79 |
| Standard Fare: | \$3.00 |
| Fare Type: | Distance Based |

* All data is from 2017 unless otherwise noted