

CONNECT DOUGLAS



SERVICE CHARACTERISTICS

Service Area: **Douglas County**

Service Area Size (sqmi): **201**

Service Type: **4 Fixed Routes,
Paratransit,
Vanpool**

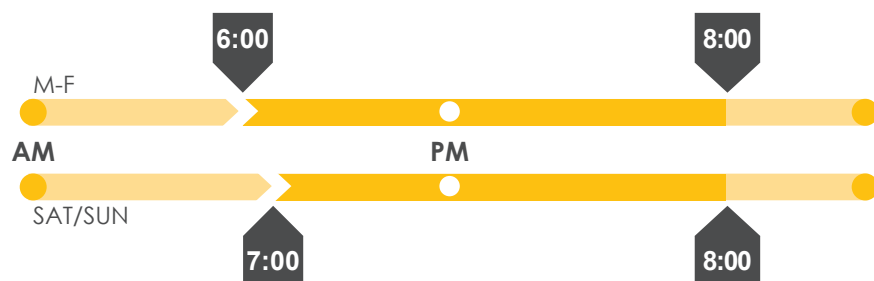


OPERATING TIME

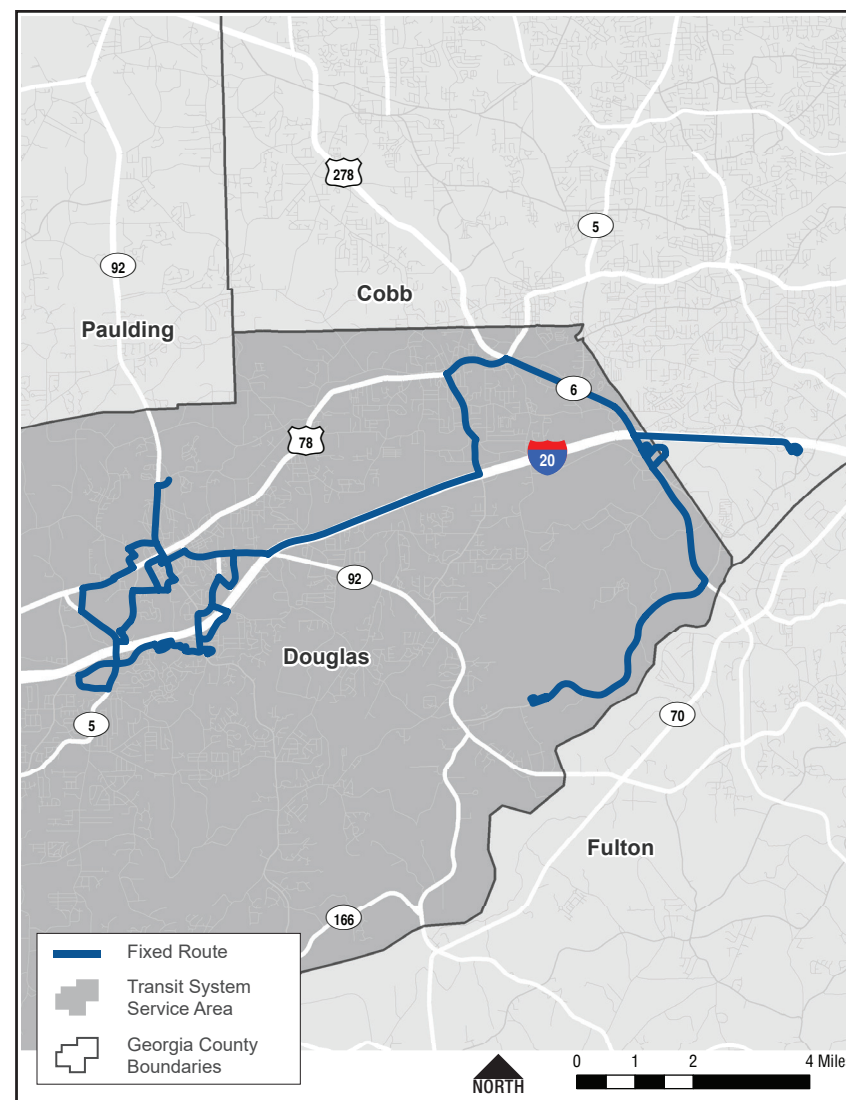
Days Per Week



Service Hours



* All data is from 2017 unless otherwise noted



For More Information:



(770) 949-7665



www.celebratedouglascounty.com/ConnectDouglas/



Service Area Population

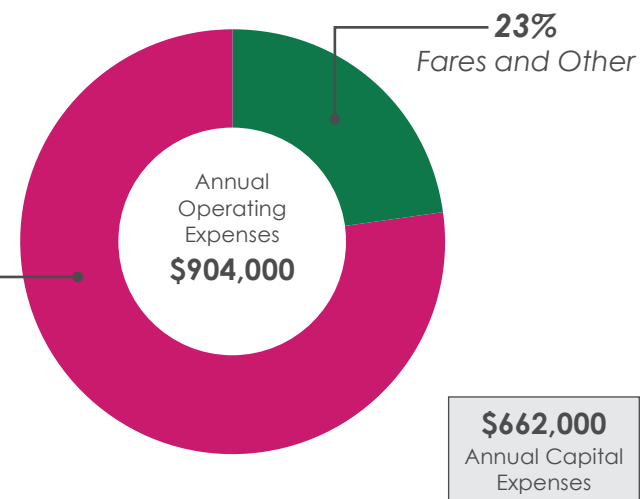
| | Service Area | Statewide |
|--------------------------------|-----------------|------------|
| Population: | 142,224 | 10,201,653 |
| Population Density (per sqmi): | 707.58 | 171.7 |
| Median Household Income: | \$59,333 | \$52,977 |
| Median Age: | 36.3 | 36.4 |
| Minority: | 51.7% | 40.6% |
| Low Income: | 14.2% | 16.9% |
| Zero Car Households: | 3.7% | 6.7% |
| Household Smartphone Access: | 78.3% | 72.6% |



Funding

\$2.32

Average Fare
Revenue
Per Trip



* Operating and capital expense totals reflect a three-year average from NTD data (2015-2017) and may include funding from FTA, USDOT, and other federal sources.



OPERATIONS / RIDERSHIP

Annual Trips: **99,013**



\$10.03 Cost per Trip



\$39.65 Cost per Hour



\$1.29 Cost per Mile



Annual Figures:

| | |
|------------------------|----------------|
| Revenue Vehicle Miles: | 771,261 |
| Peak Vehicle Count: | 51 |
| Trips Per Capita: | 0.70 |
| Revenue Hours | 25,045 |
| Hours Per Capita: | 0.18 |
| Standard Fare: | \$2.50 |

* All data is from 2017 unless otherwise noted

SRTA XPRESS



SERVICE CHARACTERISTICS

Service Area:

Cherokee, Clayton,
Cobb, DeKalb,
Douglas, Forsyth,
Fulton, Gwinnett,
Henry, Paulding,
Rockdale Counties

Service Area Size (sqmi): **498**

Service Type:

**26 Express Routes,
Vanpool**



OPERATING TIME

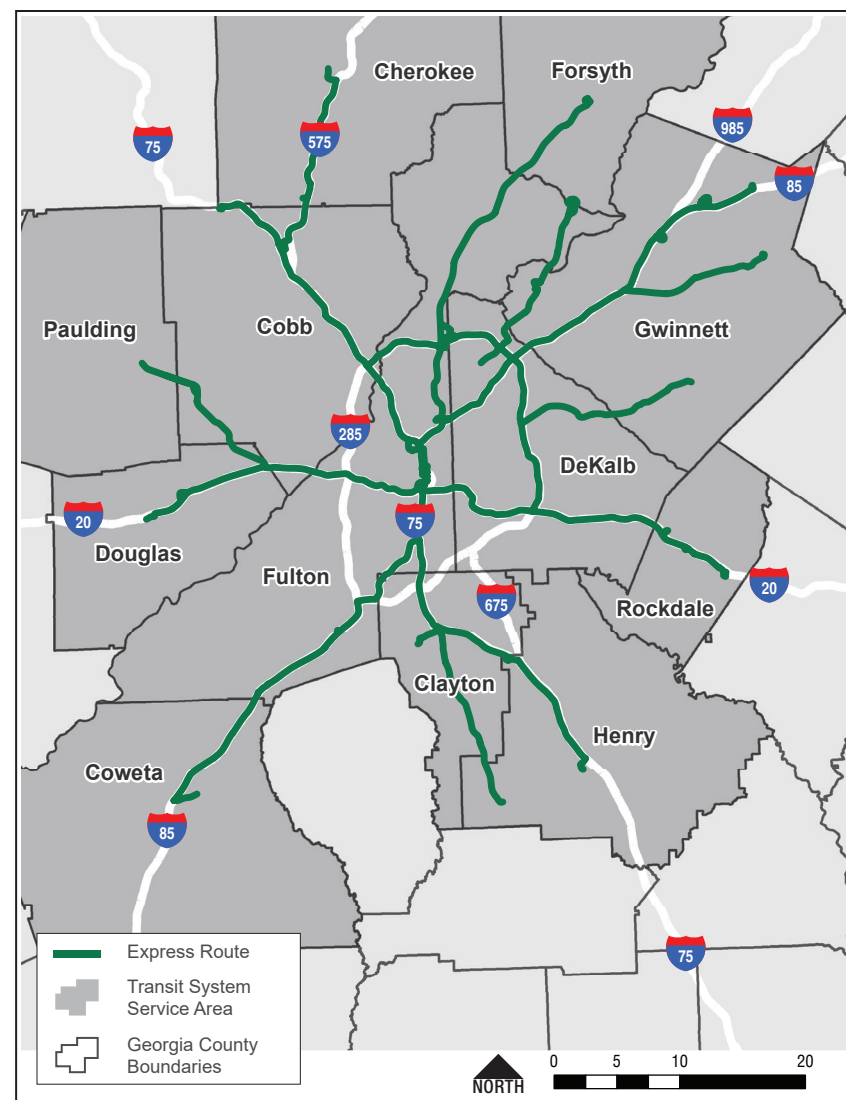
Days Per Week



Service Hours



* All data is from 2017 unless otherwise noted



For More Information:



(844) XPRSSGA



www.xpressga.com/

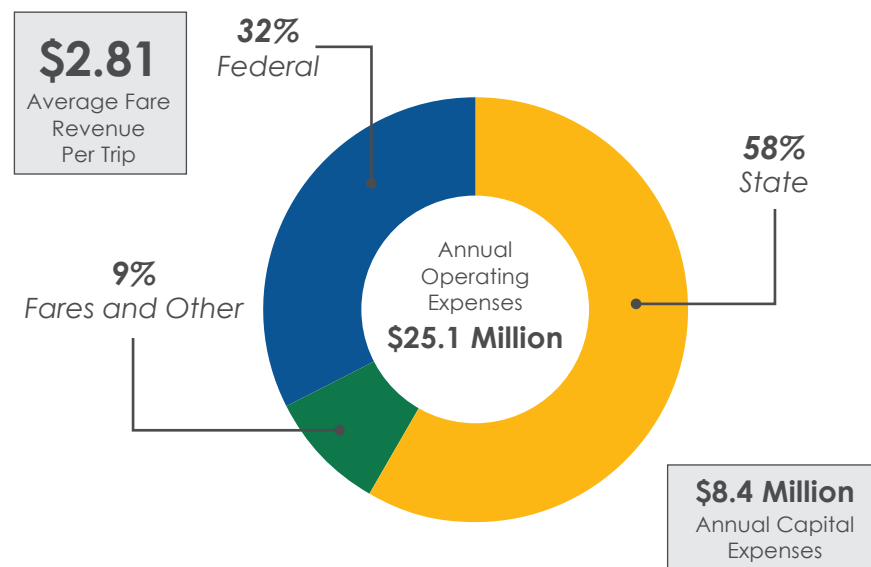


Service Area Population

| | Service Area | Statewide |
|--------------------------------|------------------|------------|
| Population: | 1,354,871 | 10,201,653 |
| Population Density (per sqmi): | 2,720.62 | 171.7 |
| Median Household Income: | \$64,181 | \$52,977 |
| Median Age: | 35.7 | 36.4 |
| Minority: | 48.9% | 40.6% |
| Low Income: | 13.7% | 16.9% |
| Zero Car Households: | 6.2% | 6.7% |
| Household Smartphone Access: | 80.3% | 72.6% |



Funding



* Operating and capital expense totals reflect a three-year average from NTD data (2015-2017) and may include funding from FTA, USDOT, and other federal sources.



OPERATIONS / RIDERSHIP

Annual Trips: **1,626,252**



\$13.74 Cost per Trip



\$202.49 Cost per Hour



\$8.94 Cost per Mile



Annual Figures:

Revenue Vehicle Miles: **2,498,086**

Peak Vehicle Count: **125**

Trips Per Capita: **1.20**

Revenue Hours: **110,328**

Hours Per Capita: **0.08**

Standard Fare: **\$3.00**

* All data is from 2017 unless otherwise noted