

# CHATTOOGA COUNTY TRANSIT SYSTEM




## SERVICE CHARACTERISTICS

Service Area:	<b>Chattooga County</b>
Service Area Size (sqmi):	<b>314</b>
Service Type:	<b>Demand Response</b>
Advance Notice Needed:	<b>1 business day</b>

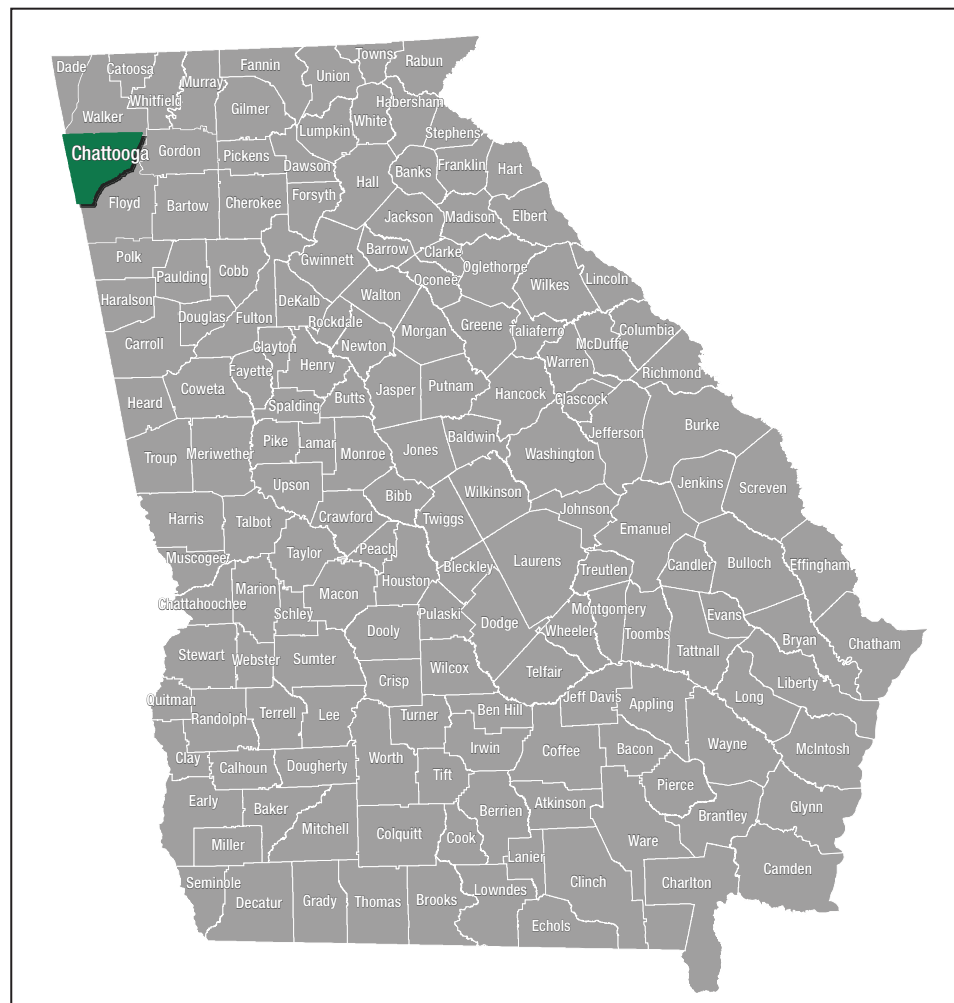


## OPERATING TIME

### Days Per Week



### Service Hours



For More Information:



(706) 857-0736

[www.chattoogacounty.org/community/transit-system/](http://www.chattoogacounty.org/community/transit-system/)

\* All data is from 2017 unless otherwise noted



## Service Area Population

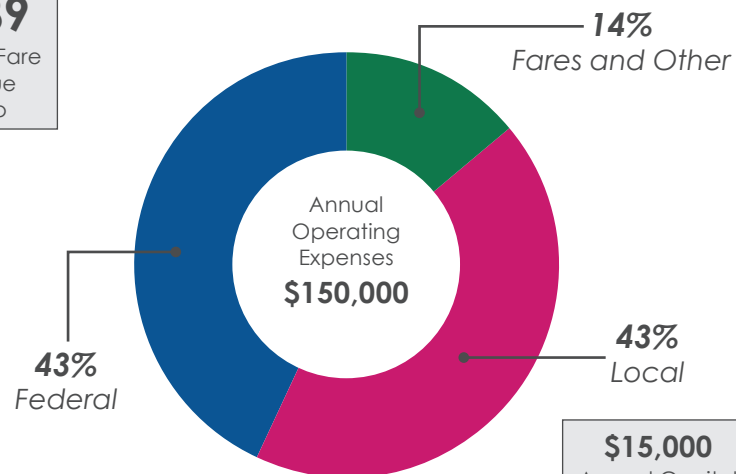
	Service Area	Statewide
Population:	<b>24,880</b>	10,201,653
Population Density (per sqmi):	<b>79.24</b>	171.7
Median Household Income:	<b>\$35,718</b>	\$52,977
Median Age:	<b>40.3</b>	36.4
Minority:	<b>13.0%</b>	40.6%
Low Income:	<b>22.5%</b>	16.9%
Zero Car Households:	<b>5.9%</b>	6.7%
Household Smartphone Access:	<b>52.4%</b>	72.6%



## Funding

**\$1.89**

Average Fare Revenue Per Trip



**\$15,000**

Annual Capital Expenses

\* Operating and capital expense totals reflect a three-year average from NTD data (2015-2017) and may include funding from FTA, USDOT, and other federal sources.



## OPERATIONS / RIDERSHIP

Annual Trips: **11,459**

**\$13.03** Cost per Trip

**\$26.52** Cost per Hour

**\$2.01** Cost per Mile



### Annual Figures:

Revenue Vehicle Miles: **74,418**

Peak Vehicle Count: **3**

Trips Per Capita: **0.46**

Revenue Hours: **5,630**

Hours Per Capita: **0.23**

Standard Fare: **\$2.00**

Fare Type: **Flat Fare**