

BURKE COUNTY TRANSIT




SERVICE CHARACTERISTICS

Service Area:	Burke County
Service Area Size (sqmi):	835
Service Type:	Demand Response
Advance Notice Needed:	36 hours

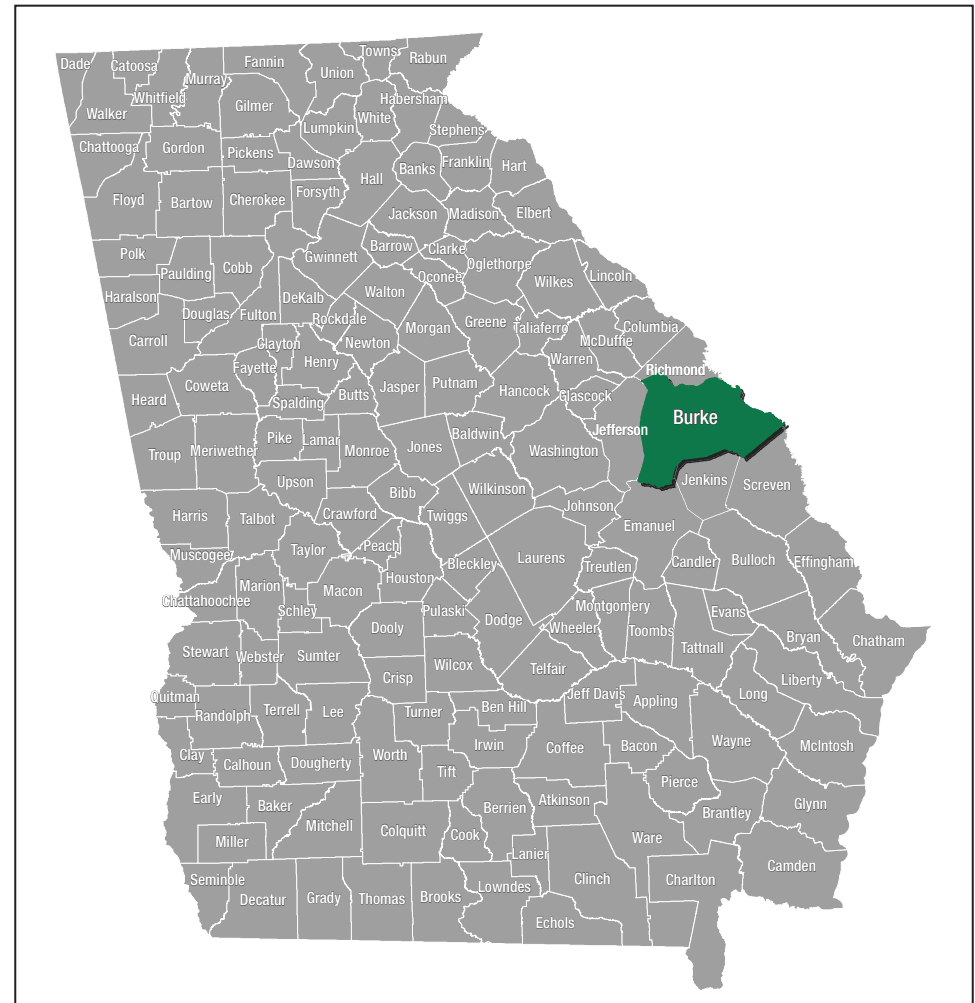
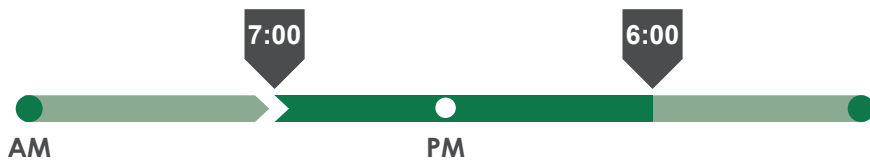


OPERATING TIME

Days Per Week



Service Hours



For More Information:



(706) 554-1660

www.burkecounty-ga.gov/departments/burke-transit

* All data is from 2017 unless otherwise noted

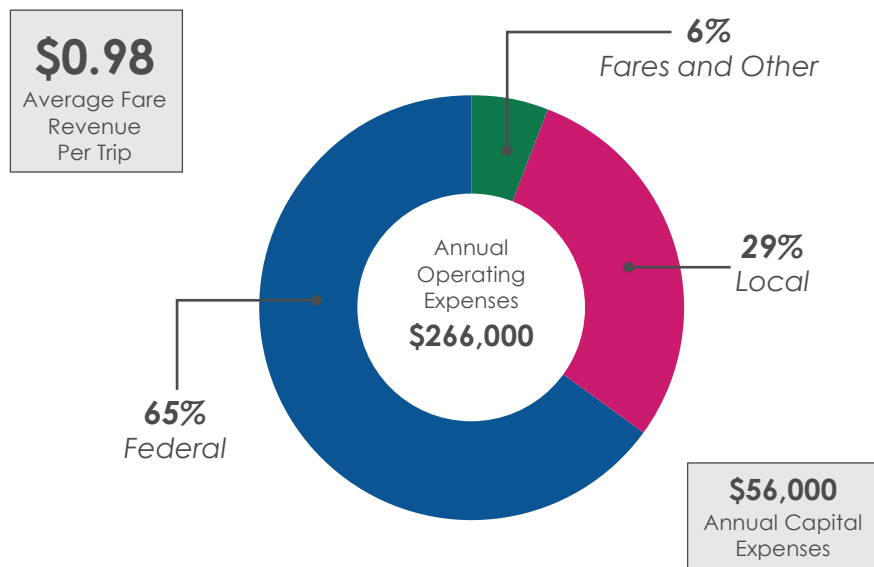


Service Area Population

	Service Area	Statewide
Population:	22,645	10,201,653
Population Density (per sqmi):	27.12	171.7
Median Household Income:	\$38,707	\$52,977
Median Age:	37.4	36.4
Minority:	51.6%	40.6%
Low Income:	29.2%	16.9%
Zero Car Households:	7.3%	6.7%
Household Smartphone Access:	63.3%	72.6%



Funding

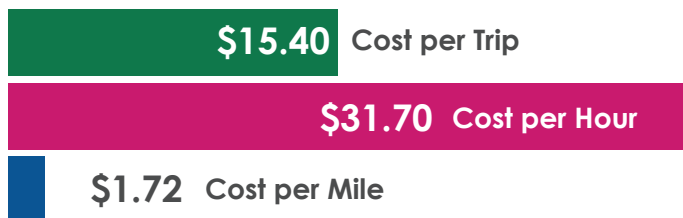


* Operating and capital expense totals reflect a three-year average from NTD data (2015-2017) and may include funding from FTA, USDOT, and other federal sources.



OPERATIONS / RIDERSHIP

Annual Trips: **16,990**



Annual Figures:

Revenue Vehicle Miles:	152,110
Peak Vehicle Count:	8
Trips Per Capita:	0.75
Revenue Hours:	8,251
Hours Per Capita:	0.36
Standard Fare:	\$3.00
Fare Type:	Stop Based

* All data is from 2017 unless otherwise noted