

# BEN HILL COUNTY TRANSIT SYSTEM



## SERVICE CHARACTERISTICS

Service Area:	<b>Ben Hill County</b>
Service Area Size (sqmi):	<b>254</b>
Service Type:	<b>Demand Response</b>
Advance Notice Needed:	<b>1 business day</b>

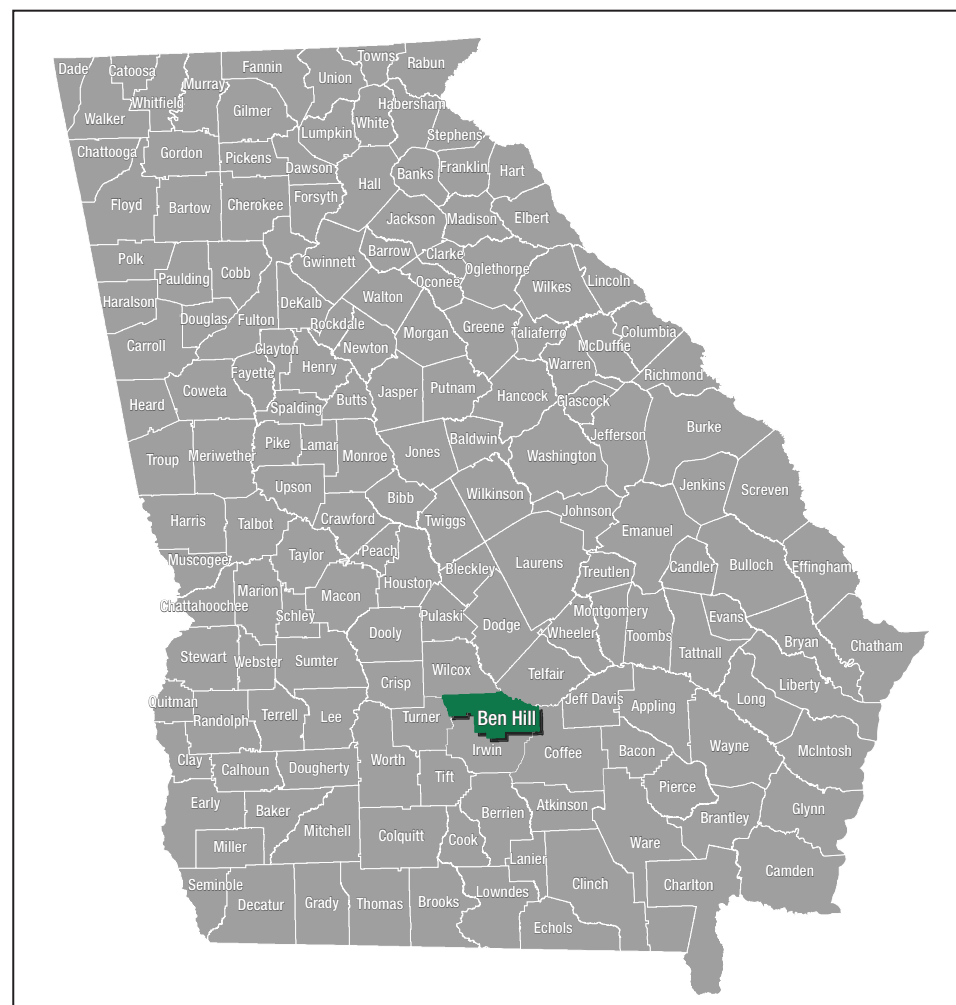


## OPERATING TIME

### Days Per Week

<b>MON</b>	<b>TUE</b>	<b>WED</b>	<b>THU</b>	<b>FRI</b>	<b>SAT</b>	<b>SUN</b>
------------	------------	------------	------------	------------	------------	------------

### Service Hours



For More Information:



(229) 426-7433



[www.benhillcounty.com/fyi/transit.htm](http://www.benhillcounty.com/fyi/transit.htm)

\* All data is from 2017 unless otherwise noted



## Service Area Population

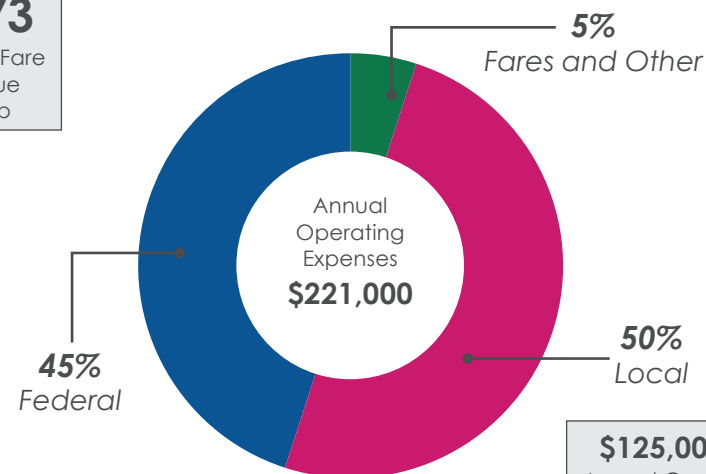
	Service Area	Statewide
Population:	<b>17,272</b>	10,201,653
Population Density (per sqmi):	<b>68.00</b>	171.7
Median Household Income:	<b>\$32,344</b>	\$52,977
Median Age:	<b>39.0</b>	36.4
Minority:	<b>40.0%</b>	40.6%
Low Income:	<b>30.4%</b>	16.9%
Zero Car Households:	<b>15.0%</b>	6.7%
Household Smartphone Access:	<b>54.5%</b>	72.6%



## Funding

**\$1.73**

Average Fare  
Revenue  
Per Trip

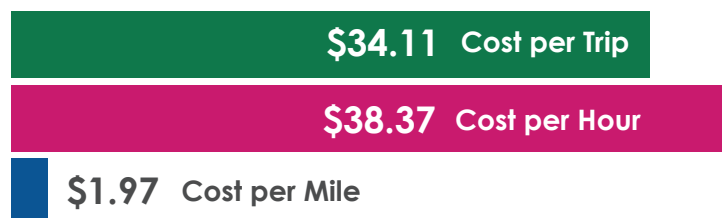


\* Operating and capital expense totals reflect a three-year average from NTD data (2015-2017) and may include funding from FTA, USDOT, and other federal sources.



## OPERATIONS / RIDERSHIP

Annual Trips: **11,600**



### Annual Figures:

Revenue Vehicle Miles:	<b>201,248</b>
Peak Vehicle Count:	<b>9</b>
Trips Per Capita:	<b>0.67</b>
Revenue Hours	<b>10,313</b>
Hours Per Capita:	<b>0.60</b>
Standard Fare:	<b>\$3.00</b>
Fare Type:	<b>Flat Fare</b>

\* All data is from 2017 unless otherwise noted