

# BARTOW COUNTY TRANSIT



## SERVICE CHARACTERISTICS

Service Area:	<b>Bartow County</b>
Service Area Size (sqmi):	<b>470</b>
Service Type:	<b>Demand Response</b>
Advance Notice Needed:	<b>1 business day</b>

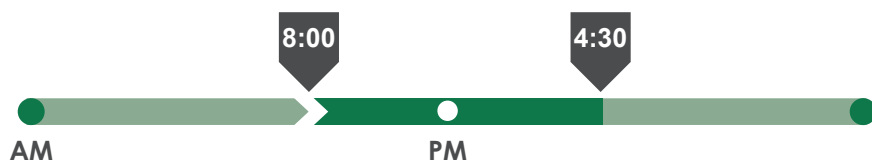


## OPERATING TIME

### Days Per Week



### Service Hours



For More Information:



(770) 387-5165



[www.bartowga.org/departments/transit/](http://www.bartowga.org/departments/transit/)

\* All data is from 2017 unless otherwise noted



## Service Area Population

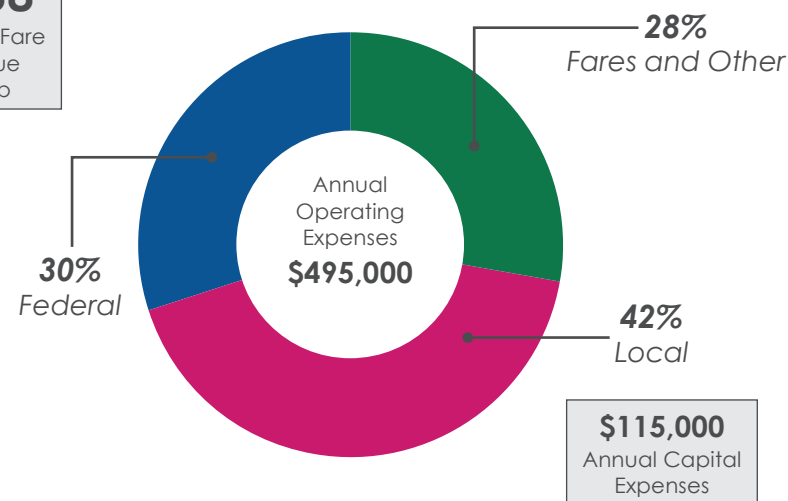
	Service Area	Statewide
Population:	<b>102,623</b>	10,201,653
Population Density (per sqmi):	<b>218.35</b>	171.7
Median Household Income:	<b>\$52,393</b>	\$52,977
Median Age:	<b>37.5</b>	36.4
Minority:	<b>16.2%</b>	40.6%
Low Income:	<b>14.2%</b>	16.9%
Zero Car Households:	<b>4.2%</b>	6.7%
Household Smartphone Access:	<b>70.5%</b>	72.6%



## Funding

**\$0.68**

Average Fare  
Revenue  
Per Trip

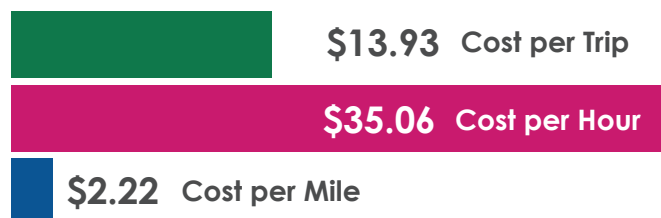


\* Operating and capital expense totals reflect a three-year average from NTD data (2015-2017) and may include funding from FTA, USDOT, and other federal sources.



## OPERATIONS / RIDERSHIP

Annual Trips: **37,241**



### Annual Figures:

Revenue Vehicle Miles:	<b>234,269</b>
Peak Vehicle Count:	<b>10</b>
Trips Per Capita:	<b>0.36</b>
Revenue Hours	<b>14,800</b>
Hours Per Capita:	<b>0.14</b>
Standard Fare:	<b>\$1.00</b>
Fare Type:	<b>Flat Fare</b>

\* All data is from 2017 unless otherwise noted