

# ATHENS TRANSIT SYSTEM



## SERVICE CHARACTERISTICS

Service Area:	<b>Clarke County</b>
Service Area Size (sqmi):	<b>44</b>
Service Type:	<b>18 Fixed Routes, 1 Express Route, 1 Flex Route and Paratransit</b>

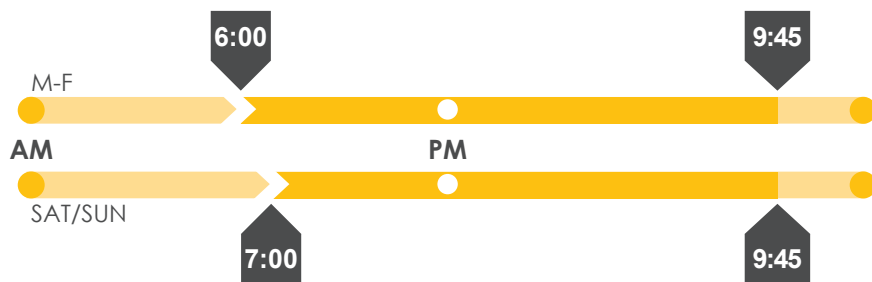


## OPERATING TIME

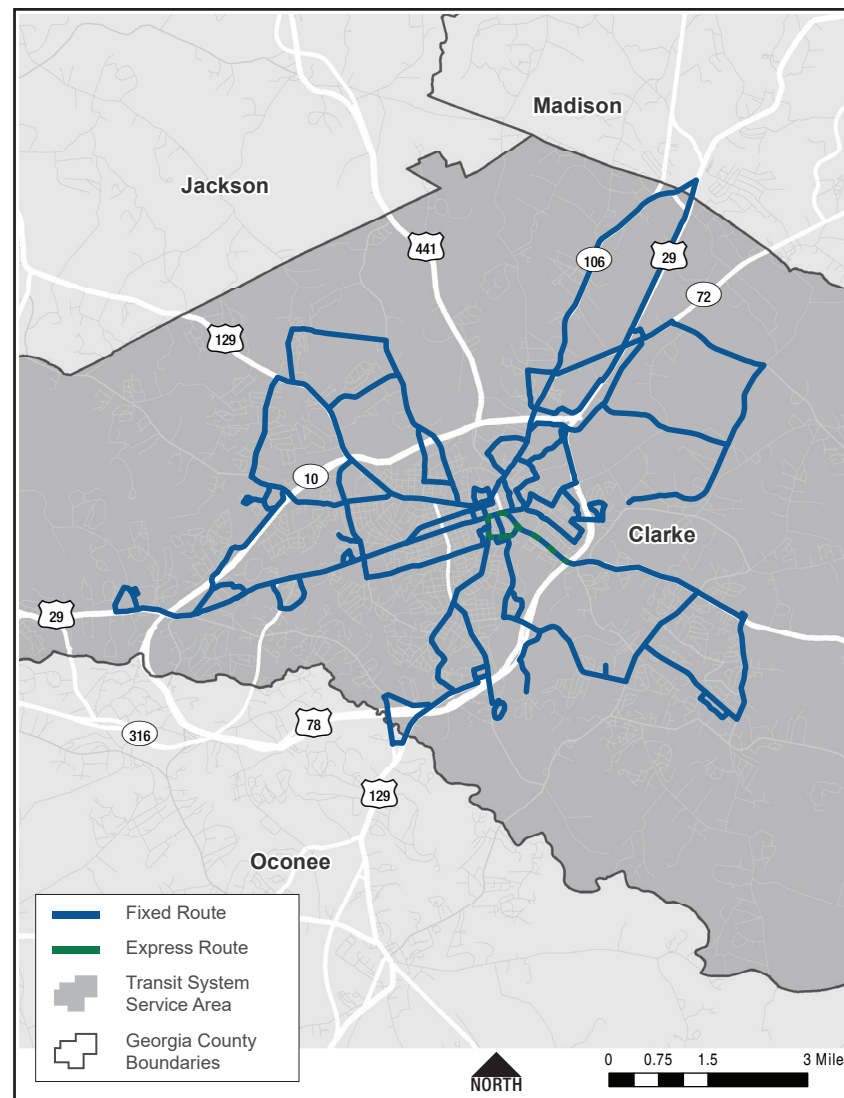
### Days Per Week



### Service Hours



\* All data is from 2017 unless otherwise noted



For More Information:

- (706) 613-3432
- [www.accgov.com/199/Transit](http://www.accgov.com/199/Transit)



## Service Area Population

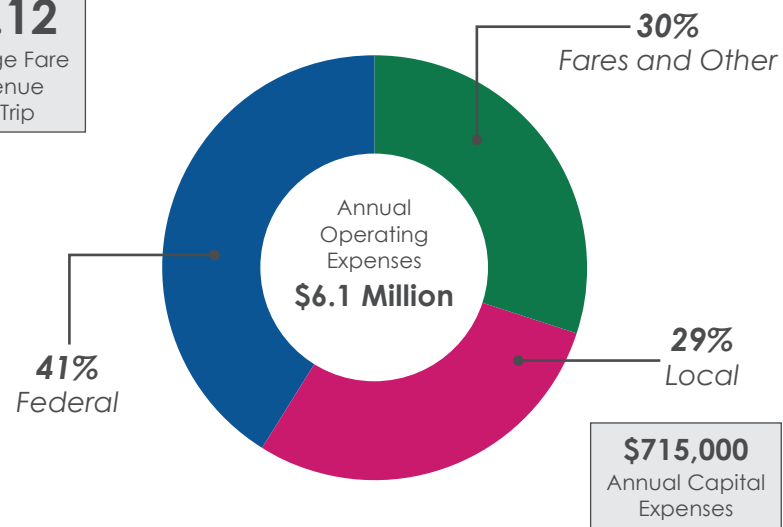
	Service Area	Statewide
Population:	<b>119,980</b>	10,201,653
Population Density (per sqmi):	<b>2,726.82</b>	171.7
Median Household Income:	<b>\$34,557</b>	\$52,977
Median Age:	<b>27.3</b>	36.4
Minority:	<b>36.6%</b>	40.6%
Low Income:	<b>34.1%</b>	16.9%
Zero Car Households:	<b>8.9%</b>	6.7%
Household Smartphone Access:	<b>73.4%</b>	72.6%



## Funding

**\$1.12**

Average Fare Revenue Per Trip

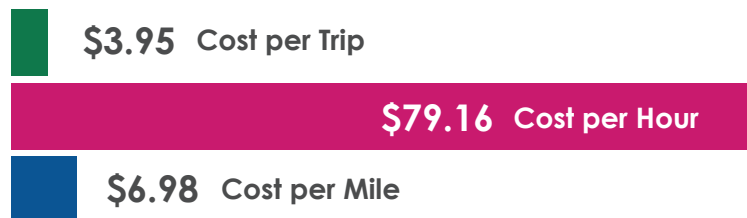


\* Operating and capital expense totals reflect a three-year average from NTD data (2015-2017) and may include funding from FTA, USDOT, and other federal sources.



## OPERATIONS / RIDERSHIP

Annual Trips: **1,560,100**



### Annual Figures:

Revenue Vehicle Miles:	<b>882,670</b>
Peak Vehicle Count:	<b>25</b>
Trips Per Capita:	<b>13.00</b>
Revenue Hours:	<b>77,803</b>
Hours Per Capita:	<b>0.65</b>
Standard Fare:	<b>\$1.75</b>

\* All data is from 2017 unless otherwise noted