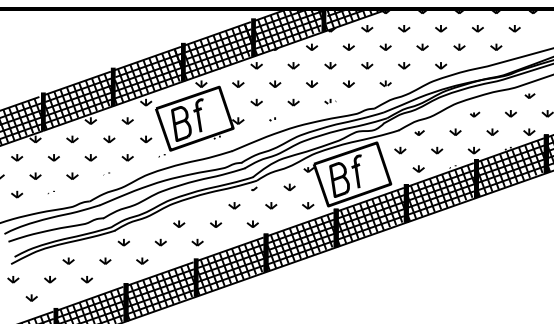

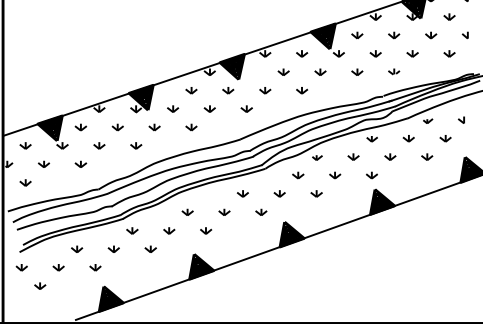

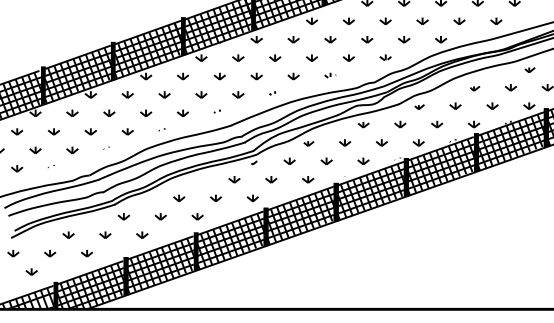

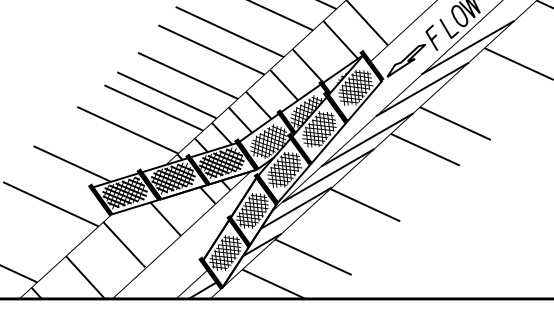
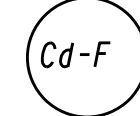
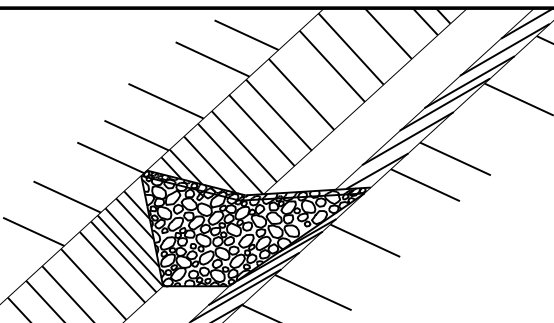
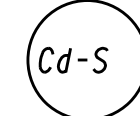
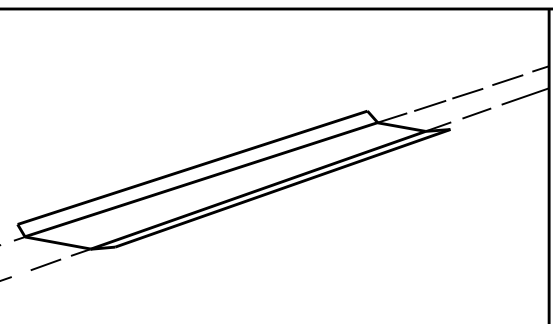

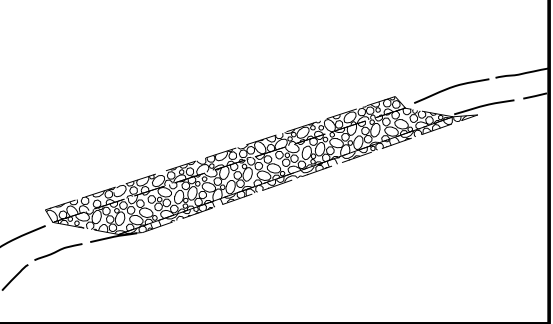
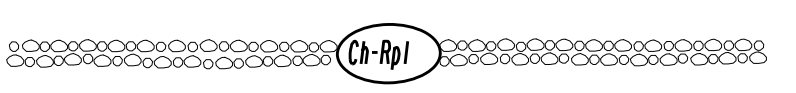
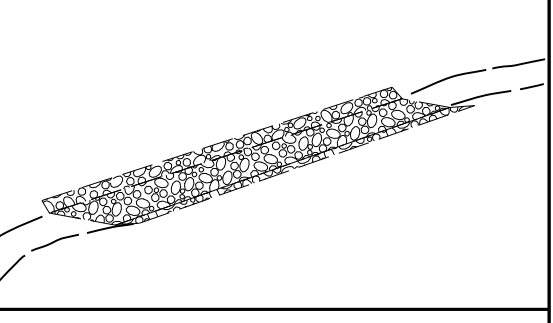
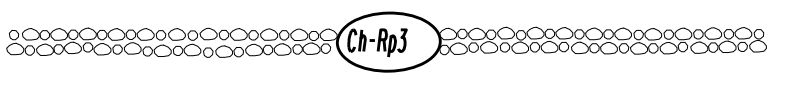
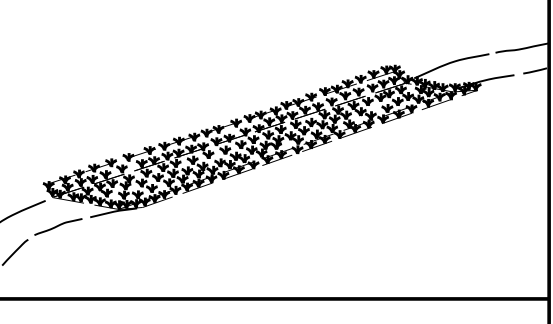
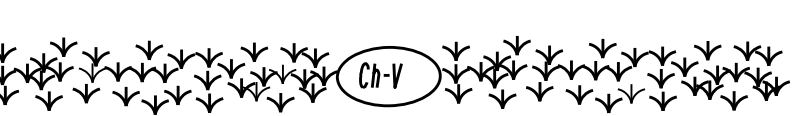


CODE	PRACTICE STD :SPC'S :SECTION	DETAIL	DESCRIPTION
Bf		 <p>SYMBOL</p> 	A STRIP OF UNDISTURBED ORIGINAL VEGETATION, ENHANCED OR RESTORED EXISTING VEGETATION, OR THE RE-ESTABLISHMENT OF VEGETATION SURROUNDING AN AREA OF DISTURBANCE OR BORDERING STREAMS, PONDS, WETLANDS, LAKES, AND COASTAL WATERS. THE BOUNDARIES OF THESE AREAS ARE BE DELINEATED BY ORANGE BARRIER FENCE.
ESA		 <p>LINE CODE</p>  <p>ESA-25' (OR 50') STREAM BUFFER, ETC.</p>	ENVIRONMENTALLY SENSITIVE AREA (ESA) CONTAINS RESOURCES THAT ARE ENVIRONMENTALLY, CULTURALLY, OR HISTORICALLY SENSITIVE. ESA AREAS INCLUDE, BUT ARE NOT LIMITED TO: STATE WATER BUFFERS, ARCHAEOLOGICAL SITES, HISTORIC SITES, AND PROTECTED ANIMAL AND PLANT SPECIES HABITATS. IF WORK IS AUTHORIZED IN THIS AREA, THE WORK MUST BE PERFORMED IN ACCORDANCE WITH SECTION 107 AND ANY OTHER APPLICABLE SPECIAL PROVISIONS AND APPLICABLE PLAN NOTES.
		 <p>LINE CODE</p>  <p>ORANGE BARRIER FENCE</p>	ORANGE BARRIER FENCE DELINEATES ESA AREAS WHERE THE CONTRACTOR SHALL NOT CLEAR, GRUB, PLACE CONSTRUCTION MATERIALS OR EQUIPMENT WITHIN THIS AREA.
Cd-F		 <p>CONSTRUCTION DETAIL SECTION 171</p> <p>LINE CODE</p> 	A CHECK DAM COMPOSED OF SYNTHETIC FIBER FABRIC, WIRE REINFORCED, POST, AND BRACING PLACED IN DITCHES IN A SPECIAL CONFIGURATION WHICH CONTROLS ENERGY DISSIPATION AND FILTRATION OF STORM WATER. SEE CONSTRUCTION DETAIL D-24b FOR SPACING REQUIREMENT.  THIS ITEM IS SUITABLE FOR USE IN ROADSIDE DITCHES THAT ARE PART OF INFRASTRUCTURE CONSTRUCTION PROJECTS.  IF THIS ITEM IS USED IN AN AREA WITHOUT A SEDIMENT BASIN CONSIDERATION SHOULD BE GIVEN TO USING TWO OR MORE ROCK FILTER DAMS NEAR THE DISCHARGE POINT.
Cd-S		 <p>SECTION 163, 603</p> <p>LINE CODE</p> 	STONE CHECK DAMS ARE USED IN ROADWAY DITCHES. GEOTEXTILE UNDERLINER SHALL BE USED WHEN PLACING STONE CHECK DAMS. CONTRACTOR MAY USE SANDBAG CHECK DAMS IN LIEU OF STONE CHECK DAMS.  SANDBAG CHECK DAMS MUST BE USED IN CONCRETE LINED CHANNELS.

NOTE:  
1. DO NOT USE EROSION CONTROL ITEMS IN A FLOWING STREAM OR IN A TIDAL AREA BELOW HIGH TIDE.  
2. FOR ADDITIONAL INFORMATION ON THE DESIGN AND APPLICATION OF EROSION CONTROL MEASURES SEE THE GEORGIA SOIL AND WATER CONSERVATION COMMISSION, "MANUAL FOR EROSION AND SEDIMENT CONTROL IN GEORGIA".

CODE	PRACTICE STD :SPC'S :SECTION	DETAIL	DESCRIPTION
Ch-C		 <p>SECTION 161, 441</p> <p>LINE CODE</p> 	THIS ITEM CONSISTS OF CONSTRUCTING A 4" THICK CONCRETE CHANNEL. THE CONCRETE SHALL PROTECT THE DITCH FLOWING TO A DEPTH "Dp" RECOMMENDED BY THE GDOT DITCH PROTECTION PROGRAM  *Dp* SHALL BE IDENTIFIED IN A TABLE LOCATED ON THE SUMMARY OF QUANTITIES SHEETS
Ch-Rp1		 <p>SECTION 161, 603</p> <p>LINE CODE</p> 	THIS ITEM CONSISTS OF LINING A CHANNEL WITH TYPE 1 RIP RAP 24" THICK (UNLESS SPECIFIED OTHERWISE) PLACED ON TOP OF A GEOTEXTILE UNDERLINER. THE RIP RAP SHALL PROTECT THE DITCH FLOWING TO A DEPTH "Dp" RECOMMENDED BY THE GDOT DITCH PROTECTION PROGRAM. ADDITIONAL EROSION CONTROL MEASURES MAY BE REQUIRED ALONG THIS CHANNEL SUCH AS Sd1-C, Rdc OR Sg.  *Dp* SHALL BE IDENTIFIED IN A TABLE LOCATED ON THE SUMMARY OF QUANTITIES SHEETS
Ch-Rp3		 <p>SECTION 161, 603</p> <p>LINE CODE</p> 	THIS ITEM CONSISTS OF LINING A CHANNEL WITH TYPE 3 RIP RAP 24" THICK (UNLESS SPECIFIED OTHERWISE) PLACED ON TOP OF A GEOTEXTILE UNDERLINER. THE RIP RAP SHALL PROTECT THE DITCH FLOWING TO A DEPTH "Dp" RECOMMENDED BY THE GDOT DITCH PROTECTION PROGRAM. ADDITIONAL EROSION CONTROL MEASURES MAY BE REQUIRED ALONG THIS CHANNEL SUCH AS Sd1-C, Rdc OR Sg.  *Dp* SHALL BE IDENTIFIED IN A TABLE LOCATED ON THE SUMMARY OF QUANTITIES SHEETS
Ch-V		 <p>SECTION 161, 700</p> <p>LINE CODE</p> 	USED TO IMPROVE OR STABILIZE A NEW OR EXISTING CHANNEL. IT IS CONSTRUCTED IN STORMWATER DRAINAGE DITCHES. THIS MEASURE SHALL BE DESIGNED IN ACCORDANCE WITH THE GDOT DITCH PROTECTION PROGRAM ADDITIONAL EROSION CONTROL MEASURES MAY BE REQUIRED. TYPICALLY NOT SHOWN IN PLANS.

DEPARTMENT OF TRANSPORTATION STATE OF GEORGIA	
EROSION CONTROL LEGEND AND UNIFORM CODE SHEET SHEET 1 OF 6	
NO SCALE	JANUARY 2007
NUMBER <b>EC-LI</b>	DRAWING No. <b>52-001</b>

DATE	1-24-13
REVISION	
BY	GLO
DATE	11-13-07
REVISION	
BY	GLO
DATE	11-19-07
REVISION	
BY	GLO